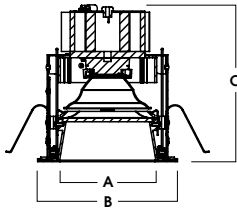

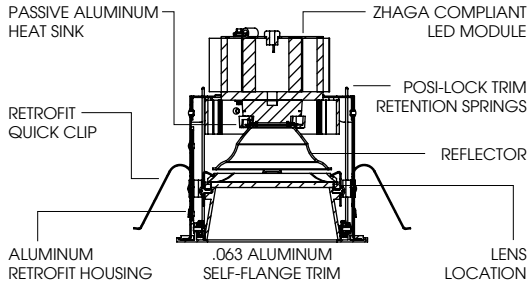




4" SQUARE REMODEL PLATFORM

XT SERIES / 3000 LUMENS MAX



A	B	C
3.8	5.6	5.6
96.5 mm	142.9 mm	142.2 mm

Ceiling Cutout: 4.9" Sq

SGRTE4SQXT - TRIM FLANGE / NON-IC RATED

APPLICATION

4" LED remodelight square open aperture platform for focused downlighting.

FEATURES

Remodel square downlight housing designed for install in finished "hard" ceiling or into existing precut hole. Quick mount remodel spring clips with mechanical lock down. Return edge to seat fixture in ceiling. Fixture will work in up to 1" thick ceiling'. Quick change LED module with interchangeable optics for job site flexibility and fixture maintenance. Tool-less driver and j-box access. Posi-lock trim retention torsion springs.

TRIM FINISH

A variety of architectural powdercoat and anodized finishes are available. Matte white flange is standard

ELECTRONICS

LED system features Xicato LED module with proprietary phosphor technology that provides consistent, stable color with CCT control of +/- 100K over life of the light engine. Base CRI is 83 with 2-step MacAdam Ellipse binning. High CRI is 98 with 1x2-step MacAdam Ellipse binning. Variety of electronic 120V/277V and dimming drivers.

CONSTRUCTION

Housing/frame constructed of #18 ga. aluminum to resist corrosion. Self-flanged one piece trim formed high purity aluminum and finished to specification.

CODE COMPLIANCE

BAA Compliant. Non-IC rated. ETL certified to meet US and Canadian standards. Suitable for dry or damp locations. Optional Wet location. Manufactured and tested to UL standards No. 1598/8750.

WATTAGE / LUMENS DATA				
PART NUMBER	SOURCE LUMENS ²	DELIVERED LUMENS ³	SYSTEM WATTS	LPW
SGRTE4SQXT10L	1000	691	11.1	62
SGRTE4SQXT13L	1300	931	15.0	62
SGRTE4SQXT20L	2000	1432	23.7	60
SGRTE4SQXT30L	3000	2148	34.6	62

SERIES	LUMENS ²	CCT	BEAM	DRIVER / VOLTAGE ⁵	OPTIONS ⁷	TRIM	FINISH	TRIM OPTIONS			
SGRTE4SQXT	83 CRI		ND 20° MD 30° WD 40° XW 50°	E Electronic Driver DS10_ 10% 0-10V DO10_ 1% 0-10V DS2W1 1% ELV/MLV, 120V DLTE1 1% Lutron® 2-Wire Forward Phase, 120V DL3E_ 1% Lutron® EcoSystem®, Fade EL10_ 1% eldoLED ED01_ 0.1% eldoLED DALI_ DALI Control DMXS ⁹ DMX Standard Configuration DMXC ⁹ DMX Non-Standard Custom	1 120V 2 277V	FS Fusing EM Emergency Battery CR Corrosion Resistant GR Goof Ring	SD4FXT ⁸	SG ⁹ Semi-Diffuse HZ Haze Full Diffuse MW Matte White MB Matte Black PT Platinum Silver OB Oil Rubbed Bronze CH Charcoal AC Anodic Champagne AS Anodic Sapphire AM Anodic Malachite SN Sun Gold CO Copper Metallic GH Graphite AMB Anti Microbial Finish CC ¹⁰ Custom Color	SO ¹¹ Micro Prism Solite™ Lens GL ¹² Clear Glass Lens FG Frosted Glass Lens WL Wet Location PF ¹³ Polished Flange		
	10L	1000 Lm								27K	2700K
	13L	1300 Lm								30K	3000K
	20L	2000 Lm								35K	3500K
	30L	3000 Lm								40K	4000K
	98 CRI ⁴										
	10L	1000 Lm	27HK	2700K							
	13L	1300 Lm	30HK	3000K							
	20L	2000 Lm	35HK	3500K							
			40HK	4000K							

EXAMPLE: SGRTE4SQXT13L27KMDE1/SD4FXTMWSO

NOTES:
 1 Consult Factory for Thicker Ceiling 2 Nominal Source Lumens at Any CCT 3 Nominal Delivered Lumens 83 CRI at Any CCT 4 98CRI Operates at Higher Watts than 83CRI 5 Contact Factory for Additional Options
 6 Contact Factory 7 See Product Options Page For Details 8 "F" Indicates Self-Flange Trim, Matte White Standard 9 Standard Finish 10 Contact Factory for Special Finishes 11 Standard Lens for MD, WD, XW
 12 Standard Lens for ND 13 Flange and Reflector Same Finish



PROJECT: _____
 TYPE: _____



Dimensions and values shown are nominal. Spectrum Lighting continually works to improve products and reserves the right to make changes which may alter the performance or appearance of products.