

A	B	C	D	E
6.4	.625	6.0	10L-13L: 13.2	9.5
162.6 mm	15.2 mm	152.4 mm	20L: 19.2	241.3 mm

RDZI6XT - TRIMLESS / IC RATED

APPLICATION

Versatile 6" Round aperture recessed LED downlight for Insulated Ceiling installations with flangeless trim and a wide range of lumens and optical controls.

FEATURES

Two-stage optical system for smooth light distribution and focus control. Quick change LED module with interchangeable optics for job site adjustment and fixture maintenance. Shallow plenum design. Tool-less driver and j-box access. Posi-lock trim retention torsion springs.

TRIM FINISH

A variety of architectural powdercoat and anodized finishes are available.

Plaster mesh fitter included.

ELECTRONICS

LED system features Xicato LED module with proprietary phosphor technology that provides consistent, stable color with CCT control of +/- 100K over life of the light engine. Base CRI is 83 with 2-step MacAdam Ellipse binning. High CRI is 98 with 1x2-step MacAdam Ellipse binning. Variety of electronic 120V/277V and dimming drivers.

CONSTRUCTION

Housing/frame constructed of #20 ga. galvanized steel to resist corrosion. Flangeless one piece trim spun from 0.063" thick high purity aluminum and finished to specification.

CODE COMPLIANCE

BAA Compliant. IC rated. ETL certified to meet US and Canadian standards. Suitable for dry or damp locations. Optional Wet location. Manufactured and tested to UL standards No. 1598/8750.

WATTAGE TO LUMENS UPDATE					
CURRENT PART NUMBER EXAMPLE	PREVIOUS PART NUMBER EXAMPLE	SOURCE LUMENS ¹	DELIVERED LUMENS ²	SYSTEM WATTS	LPW
RDZI6XT10L	RDZI6LEDX115W	1000	754	11.1	68
RDZI6XT13L	RDZI6LEDX120W	1300	1015	15.0	68
RDZI6XT20L	RDZI6LEDX133W	2000	1562	23.7	66

SERIES	LUMENS ¹	CCT	OPTICS	DRIVER / DIMMING / VOLTAGE ⁴	OPTIONS ⁵	TRIM	FINISH	TRIM OPTIONS ¹¹			
RDZI6XT	83 CRI		XN³ 12° ND 27° MD 46° WD 50° XW 52°	E Electronic Driver DS10 10% 0-10V DO10 1% 0-10V DS2W1 1%, ELV/MLV, 120V DL3E 1% Lutron® EcoSystem®, Fade EL10 1%, eldoLED EDO1 0.1%, eldoLED DALI DALI Control	1 120V 2 277V	BH27⁶ 27" Solid Bars H12 12" - 24" Expandable Bars H06 6" - 12" Expandable Bars CB24 24" C-Channel Bars EMRM Remote Emergency Battery Pack FS Fusing EB Black Housing CR Corrosion Resistant PR⁷ Deep Ceiling Extension CCEA Chicago Ceiling Plenum Rated AMB Anti Microbial Finish	RD6NXT⁶	SG⁹ Semi-Diffuse HZ Haze Full Diffuse MW Matte White MB Matte Black PT Platinum Silver OB Oil Rubbed Bronze CH Charcoal AC Anodic Champagne AS Anodic Sapphire AM Anodic Malachite SN Sun Gold CO Copper Metallic GH Graphite AMB Anti Microbial Finish CC¹⁰ Custom Color	SOX¹² Micro Prism Solite™ Lens GLX¹³ Clear Glass Lens PGX Prismatic Glass Lens FGX Frosted Glass Lens SOW Micro Prism Solite™ Lens Wet Location GLW Clear Glass Lens Wet Location PGW Prismatic Glass Lens Wet Location FGW Frosted Glass Lens Wet Location		
	10L	1000 Lm								27K	2700K
	13L	1300 Lm								30K	3000K
	20L	2000 Lm								35K	3500K
										40K	4000K
	98 CRI										
	10L	1000 Lm								27HK	2700K
	13L	1300 Lm								30HK	3000K
	20L	2000 Lm								35HK	3500K
										40HK	4000K

EXAMPLE: RDZI6XT13L35KMD1/H12/RD6NXTMWSOX

NOTES:
 1 Nominal Source Lumens at Any CCT 2 Nominal Delivered Lumens 83 CRI at Any CCT with WD-SG-SOX 3 XN 13L Max at 83 and 98 CRI 4 Contact Factory for Additional Options 5 See Product Options Page for Details 6 Standard Bar Hangers
 7 Contact Factory 8 "N" Indicates Flangeless Trim 9 Standard Finish 10 Contact Factory for Special Finishes 11 Contact factory for Special Lenses/Louvers 12 Standard Lens for MD, WD, XW 13 Standard Lens for XN and ND

PROJECT: _____

QUANTITY: _____ TYPE: _____



6" ROUND TRIMLESS IC DOWNLIGHT

IC RATED / PHOTOMETRIC DATA



NARROW BEAM - RDxx6XT-20LxxKNDE1-RD6xSGGLX

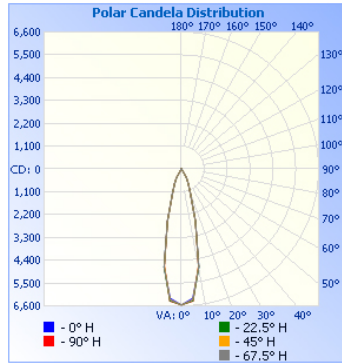
Note: xxK indicates all available CCT's have same lumen output

Filename: RDxx6XT-20LxxKNDE1-RD6xSGGLX
Manufacturer: Spectrum Lighting
Luminaire: 6" aperture, Narrow Beam
Lamp: N/A, Min. 83 CRI
Lamp Cat: N/A
Lamp Output: Total luminaire Lumens: 1734.3
Max Candela: 6,547.7 at Horizontal: 0°, Vertical: 0°
Input Wattage: 23.7
Luminous Opening: Point

Test: SP-00476_7_M-20L
 Test Date: Thu Jun 25 2015


Zonal Lumen Summary

Zone	Lumens	% Luminaire
0-30	1,644.3	94.8%
0-40	1,731.3	99.8%
0-60	1,734.0	100%
60-90	0.3	0%
0-90	1,734.3	100%



Candela Table

	0	22.5	45	67.5	90
0	6548	6548	6548	6548	6548
5	6251	6367	6323	6333	6384
10	4798	4805	4744	4786	4744
15	2589	2592	2577	2607	2607
20	1263	1265	1261	1260	1254
25	782	773	786	777	785
30	476	472	482	478	476
35	58	57	58	58	56
40	6	7	7	6	6
45	2	2	2	2	2
50	1	1	1	1	1
55	0	0	0	0	0
60	0	0	0	0	0
65	0	0	0	0	0
70	0	0	0	0	0
75	0	0	0	0	0
80	0	0	0	0	0
85	0	0	0	0	0



Flood Summary

	Efficiency	Lumens	Horizontal Spread	Vertical Spread
Field (10%)	90.6%	1,570.9	54.2	54.1
Beam (50%)	47.5%	823.9	26.9	26.9
Total	100.6%	1,745.4		

SPACING RATIO: 0.46

MEDIUM BEAM - RDxx6XT-20LxxKMDE1-RD6xSGSOX

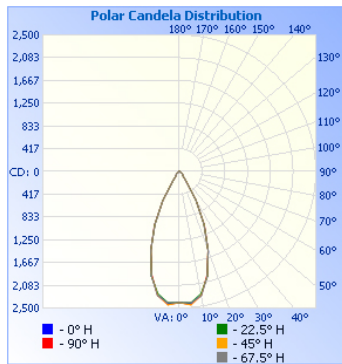
Note: xxK indicates all available CCT's have same lumen output

Filename: RDxx6XT-20LxxKMDE1-RD6xSGSOX
Manufacturer: Spectrum Lighting
Luminaire: 6" aperture, Medium Beam
Luminaire Cat: RDxx6LEDXT-20L-xxK-MD-E1-RD6x-SG-SOX
Lamp: N/A, Min. 83 CRI
Lamp Cat: N/A
Lamp Output: Total luminaire Lumens: 1510.2
Max Candela: 2,451.7 at Horizontal: 45°, Vertical: 5°
Input Wattage: 23.7
Luminous Opening: Point

Test: SP-00476_4_M-20L
 Test Date: Fri Jun 19 2015

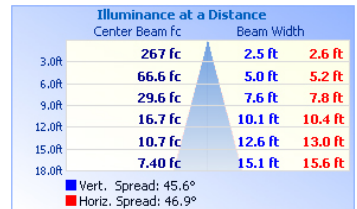
Zonal Lumen Summary

Zone	Lumens	% Luminaire
0-30	1,242.9	82.3%
0-40	1,410.3	93.4%
0-60	1,508.8	99.9%
60-90	1.4	0.1%
0-90	1,510.2	100%



Candela Table

	0	22.5	45	67.5	90
0	2399	2399	2399	2399	2399
5	2422	2408	2452	2411	2447
10	2294	2269	2296	2311	2303
15	1982	1983	1975	1972	1958
20	1539	1531	1535	1538	1531
25	1060	1068	1062	1055	1083
30	607	605	608	603	605
35	205	206	209	207	210
40	94	93	95	94	91
45	85	82	83	82	84
50	71	71	70	71	70
55	42	43	42	40	44
60	4	3	3	3	3
65	1	1	0	0	1
70	0	0	0	0	0
75	0	0	0	0	0
80	0	0	0	0	0
85	0	0	0	0	0
90	0	0	0	0	0



Flood Summary

	Efficiency	Lumens	Horizontal Spread	Vertical Spread
Field (10%)	90.1%	1,361.2	69.1	68.7
Beam (50%)	62.8%	949.1	46.9	45.6
Total	100.2%	1,514.0		

SPACING RATIO: 0.76

WIDE BEAM - RDxx6XT-20LxxKWDE1-RD6xSGSOX

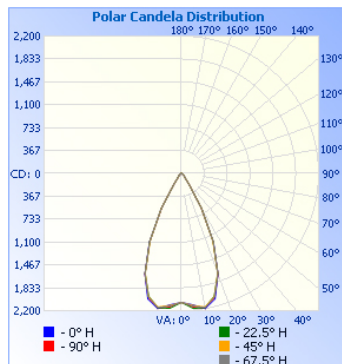
Note: xxK indicates all available CCT's have same lumen output

Filename: RDxx6XT-20LxxKWDE1-RD6xSGSOX
Manufacturer: Spectrum Lighting
Luminaire: 6" aperture, Wide Beam
Luminaire Cat: RDxx6LEDXT-20L-xxK-WD-E1-RD6x-SG-SOX
Lamp: N/A, Min. 83 CRI
Lamp Cat: N/A
Lamp Output: Total luminaire Lumens: 1551.4
Max Candela: 2,196.8 at Horizontal: 0°, Vertical: 10°
Input Wattage: 23.7
Luminous Opening: Point

Test: SP-00476_3_M-20L
 Test Date: Fri Jun 19 2015


Zonal Lumen Summary

Zone	Lumens	% Luminaire
0-30	1,294.7	83.5%
0-40	1,468.2	94.6%
0-60	1,549.9	99.9%
60-90	1.4	0.1%
0-90	1,551.4	100%



Candela Table

	0	22.5	45	67.5	90
0	2065	2065	2065	2065	2065
5	2112	2170	2121	2132	2148
10	2197	2181	2171	2182	2196
15	2082	2032	2039	2047	2059
20	1710	1702	1698	1707	1714
25	1213	1199	1189	1205	1205
30	648	643	643	636	632
35	211	214	211	211	213
40	95	91	93	92	92
45	68	67	65	69	68
50	55	55	55	54	54
55	33	35	34	34	34
60	3	3	3	3	3
65	1	1	1	0	1
70	0	0	0	0	0
75	0	0	0	0	0
80	0	0	0	0	0
85	0	0	0	0	0
90	0	0	0	0	0



Flood Summary

	Efficiency	Lumens	Horizontal Spread	Vertical Spread
Field (10%)	92%	1,427.2	68.5	69.8
Beam (50%)	70.6%	1,095.1	48.1	52
Total	100.2%	1,554.1		

SPACING RATIO: 0.88

6" ROUND TRIMLESS IC DOWNLIGHT

IC RATED / PHOTOMETRIC DATA



XTRA WIDE BEAM - RDxx6XT-20LxxKXWE1-RD6xSGSOX

Note: xxK indicates all available CCT's have same lumen output

Filename: RDxx6XT-20LxxKXWE1-RD6xSGSOX

Manufacturer: Spectrum Lighting

Luminaire: 6" aperture, Xtra Wide Beam

Luminaire Cat: RDxx6LEDXT-20L-xxK-XW-E1-RD6x-SG-SOX

Lamp: N/A, Min. 83 CRI

Lamp Cat: N/A

Lamp Output: Total luminaire Lumens: 1580.8

Max Candela: 2,202.5 at Horizontal: 0°, Vertical: 5°

Input Wattage: 23.7

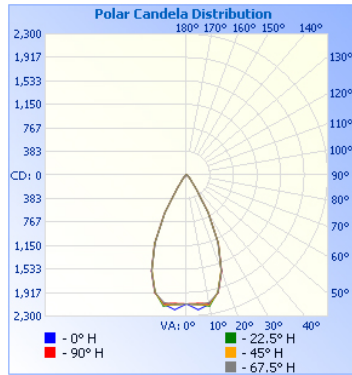
Luminous Opening: Point

Test: SP-00476_2_M-20L

Test Date: Fri Jun 19 2015


Zonal Lumen Summary

Zone	Lumens	% Luminaire
0-30	1,284.6	81.3%
0-40	1,491.2	94.3%
0-60	1,579.4	99.9%
60-90	1.4	0.1%
0-90	1,580.8	100%



Candela Table

	0	22.5	45	67.5	90
0	2099	2099	2099	2099	2099
5	2202	2115	2122	2120	2099
10	2135	2168	2146	2108	2126
15	1979	1974	1977	1982	1989
20	1660	1654	1645	1661	1668
25	1212	1225	1219	1210	1230
30	708	702	709	709	713
35	272	270	267	272	272
40	120	123	124	122	120
45	82	81	78	80	81
50	51	50	48	48	49
55	29	31	32	31	29
60	3	3	3	3	3
65	1	1	1	0	0
70	0	0	0	0	0
75	0	0	0	0	0
80	0	0	0	0	0
85	0	0	0	0	0
90	0	0	0	0	0



Flood Summary

	Efficiency	Lumens	Horizontal Spread	Vertical Spread
Field (10%):	92.1%	1,455.4	72.8	73.4
Beam (50%):	68%	1,075.0	51.4	52.2
Total:	100.2%	1,583.8		

SPACING RATIO: 0.88