



3" ROUND DIRECT PAR SERIES



C0304INC - CEILING MOUNT

APPLICATION

3" round x 4" high compact cylinder series for use with PAR lamps.

FEATURES

Spectrum's Cylinder series provides traditional architectural style with high performance energy efficient illumination. Rugged design with flexible mounting, finish and lamping options make these extremely versatile fixtures.

FINISH

Multi-stage polyester powder-coat process applied on our dedicated paint lines. See mounting and color pages for standard finishes. All exposed materials are chromate pretreated to resist corrosion.

ELECTRONICS


120 Volt standard.

CONSTRUCTION

Drawn .040 aluminum fixture housing. Stainless steel hardware with galvanized steel brackets to resist corrosion.

LABELS

ETL/UL listed for damp locations. Manufactured and built to UL standard No. 1598.



A	B
3.0 76.2 mm	5.0 127.0 mm

SERIES	LAMP	MOUNTING ¹	FINISH ³
C0304INC	PAR16 PAR20	HM ² Hang Straight	MW ² Matte White
		PM ² Rigid Pendant Mount	MB ² Matte Black
		AT ² Hang Straight All Thread	PT ² Platinum Silver
		SM Surface Mount	CC Custom Color
			See Page 3 for Full Range of Color Options (83-90095)

EXAMPLE: C0304INCPAR16/HM36MW

NOTES:

1 See Mounting Page for Details on Components and Finishes 2 Specify Length in Inches: See Mounting Page for Available Lengths 3 See Color Page for More Options/Consult Factory for Special Finishes 4 Standard Finishes



PROJECT: _____
TYPE: _____



Dimensions and values shown are nominal. Spectrum Lighting continually works to improve products and reserves the right to make changes which may alter the performance or appearance of products.

3" ROUND DIRECT

FOCUSED ILLUMINATION / FIXTURE OPTIONS

STANDARD FINISHES

MW
MATTE WHITE



MB
MATTE BLACK

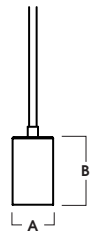


PT
PLATINUM SILVER



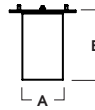
MOUNTING TYPES

HM / PM / AT
HANG STRAIGHT / PENDANT / ALL THREAD



A	B
3.0	5.0
76.2 mm	127.0 mm

SM
SURFACE MOUNT



A	B
3.0	5.1
76.2 mm	129.5 mm

COLOR OPTIONS - POWDER COAT PAINT FINISHES

NOTE: NO PRINTED IMAGE CAN EQUAL THE EXACT COLOR OF FINISH ON METAL.
SEE INDIVIDUAL SPECIFICATION SHEETS OR CONSULT FACTORY FOR ADDITIONAL INFORMATION.



STANDARD CORD / STEM / CANOPY FINISHES


FIXTURE COLOR	STANDARD CORD COLOR	STANDARD CANOPY / STEM COLOR
Matte White, Textured White	Matte White	Matte White
Gloss White	Matte White	Gloss White
Matte Black, Textured Black	Matte Black	Matte Black
All Others	Matte Black	Same Color as Fixture
Custom Color	Contact Factory	Contact Factory

PAINT TIMES

TIER	COST	AVERAGE PAINT TIME*
Tier 1 - Standard Finishes	\$	⌚
Tier 2 - Typical Finishes	\$\$	⌚⌚
Custom Color	Contact Factory	Contact Factory

*CONTACT FACTORY FOR SPECIFIC PRODUCT LEAD TIMES

TIER 1 - STANDARD FINISHES



TIER 2 - TYPICAL FINISHES



CUSTOM COLOR FINISHES

CONTACT FACTORY

CC
Custom Color



*UNAVAILABLE FOR WET LOCATION