



## 6" SQUARE DIRECT / INDIRECT

A - PAR - R SERIES



### SPC0618SQUIDINC - WALL MOUNT

#### APPLICATION

6" square cylinder provides direct/indirect lighting for use with incandescent lamps.

#### FEATURES

Spectrum Cylinders provide traditional architectural style with high performance energy efficient illumination. Rugged design with flexible mounting, finish and lamping options make these extremely versatile fixtures.

#### FINISH

Multi-stage polyester powder-coat process applied on our dedicated paint lines. A wide variety of standard and custom finishes are available. All exposed materials are chromate pretreated to resist corrosion.

#### ELECTRONICS

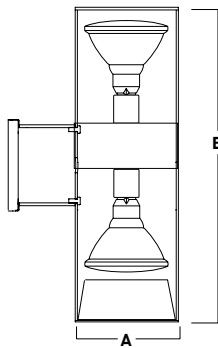
120V socket standard.

#### CONSTRUCTION

Formed seamless aluminum fixture housing. Specular primary optical reflectors provide high efficiency illumination optional. Impact resistant tempered glass lenses. Steel hardware with galvanized steel brackets to resist corrosion. One piece finish trim spun from .063 thick high purity aluminum and finished to specification.

#### CODE COMPLIANCE

ETL listed for damp locations. Wet location option. Manufactured and tested to UL standard No. 1598.



A	B
6.0 152.4 mm	18.0 457.2 mm

SERIES	OPTIONS	TRIM	MOUNTING <sup>1</sup>	FINISH <sup>3</sup>
SPC0618SQUIDINC	A19 A21 PAR30 R30	REFLECTOR	WM <sup>2</sup> Wall Mount	MW <sup>4</sup> Matte White
		0305-PT Platinum Silver		MB <sup>4</sup> Matte Black
		MW Matte White		PT <sup>4</sup> Platinum Silver
		MB Matte Black		CC Custom Color
		NO TRIM OPTIONS		See Page 3 for Full Range of Color Options (83-90095)
		NT No Trim Matte Black Inside		
		WET LOCATION OPTION		
		WL Wet Location		

**EXAMPLE:** SPC0618SQUIDINC/PAR30/0305PT/WM/MW

#### NOTES:

<sup>1</sup> See Mounting Page for Details on Components and Finishes <sup>2</sup> Ballast Mounted in Arm <sup>3</sup> See Color Page for More Options/Consult Factory for Special Finishes <sup>4</sup> Standard Finishes



PROJECT: \_\_\_\_\_

TYPE: \_\_\_\_\_



Dimensions and values shown are nominal. Spectrum Lighting continually works to improve products and reserves the right to make changes which may alter the performance or appearance of products.

# 6" SQUARE DIRECT / INDIRECT

## A - PAR - R SERIES / FIXTURE OPTIONS




### STANDARD FINISHES

**MW**  
MATTE WHITE



**MB**  
MATTE BLACK



**PT**  
PLATINUM SILVER

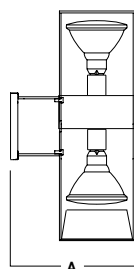


### WALL MOUNT DETAIL

**WM**  
WALL MOUNT



SIDE VIEW



A

A
9.9
251.5 mm

# COLOR OPTIONS - POWDER COAT PAINT FINISHES

NOTE: NO PRINTED IMAGE CAN EQUAL THE EXACT COLOR OF FINISH ON METAL.  
SEE INDIVIDUAL SPECIFICATION SHEETS OR CONSULT FACTORY FOR ADDITIONAL INFORMATION.



## STANDARD CORD / STEM / CANOPY FINISHES

FIXTURE COLOR	STANDARD CORD COLOR	STANDARD CANOPY / STEM COLOR
Matte White, Textured White	Matte White	Matte White
Gloss White	Matte White	Gloss White
Matte Black, Textured Black	Matte Black	Matte Black
All Others	Matte Black	Same Color as Fixture
Custom Color	Contact Factory	Contact Factory

## PAINT TIMES

TIER	COST	AVERAGE PAINT TIME*
Tier 1 - Standard Finishes	\$	①
Tier 2 - Typical Finishes	\$\$	①①
Custom Color	Contact Factory	Contact Factory

\*CONTACT FACTORY FOR SPECIFIC PRODUCT LEAD TIMES

## TIER 1 - STANDARD FINISHES

<b>MW</b> Matte White	<b>GW</b> Gloss White	<b>PT</b> Platinum Silver	<b>MB</b> Matte Black	<b>BZ</b> Bronze

## TIER 2 - TYPICAL FINISHES

<b>TW</b> Textured White	<b>TB</b> Textured Black	<b>MT*</b> Textured Silver	<b>OB*</b> Oil Rubbed Bronze	<b>SN</b> Sun Gold	<b>CO</b> Copper Metallic	<b>BR</b> Brecchia	<b>GH</b> Graphite	<b>CH</b> Charcoal	<b>AL</b> Almond	<b>VE</b> Verde Green
<b>BL</b> Blue Streak	<b>RD</b> Red Baron	<b>OR</b> Orange	<b>CM</b> Camel	<b>PL</b> Purple	<b>PG</b> Pub Green	<b>TQ</b> Turquoise	<b>SF</b> Sea Foam	<b>PK</b> Pink	<b>AY</b> Aero Yellow	<b>EG</b> Evergreen
<b>LG</b> Lime Green	<b>LB</b> Light Blue	<b>BY</b> Burgundy	<b>AK</b> Anodic Black	<b>AM</b> Anodic Malachite	<b>AZ</b> Anodic Bronze	<b>AS</b> Anodic Sapphire	<b>AN</b> Anodic Natural	<b>AC</b> Anodic Champagne		

## CUSTOM COLOR FINISHES

CONTACT FACTORY

**CC**  
Custom Color



\*UNAVAILABLE FOR WET LOCATION