SPEC LUME DECORATIVE

BALLSTON SEMI DIRECT PENDANT

DAMP LOCATION

RUSTIC SERIES

PROJECT:

QUANTITY: TYPE:

BL1317GV
MW - Matte White

BL1317GV
PT - Platinum Silver

BL1317GV
RD - Red Baron

BL1317GV
BZ - Bronze

SERIES	LUMENS[1]		CCT		DRIVER / DIMMING[2]		ACCESSORIES		MOUNTING[5]		FINISH[8]	
BL1317GV	**15L**	1500 Lm	**27K**	2700K	**EX**[3]	Electronic Driver, 120V/277V	**CGG**	Clear Glass Globe	**RDC5**[3]	Small Driver Canopy	**MW**[9]	Matte White
	27L	2700 Lm	**30K**	3000K	**DS2W1**[3]	ELV/MLV 120V	**FGG**	Frosted Glass Globe	**CP13**[4]	Large Driver Canopy	**MB**[9]	Matte Black
			35K	3500K	**DO10X**[4]	1%, 0-10V, 120V/277V			**HM**[6]	Hang Straight	**PT**[9]	Platinum Silver
			40K	4000K					**AT**[6]	Hang Straight All Thread	**CC**	Custom Color
									PM[6]	Rigid Pendant Mount	See Page 5 for Full Range of Color Options (83-90081)	
									CD[6]	Cord and Cable Mount		
									CM[6]	Cord and Cable Mount		
									SM	Surface Mount		
									CHN[6]	Chain/Cord		
									EMCR[7]	7W Canopy Mounted EM		
									EMRM	7W Remote EM		
									EMEN	7W Remote with Enclosure		

EXAMPLE: BL1317GV15L35KDS2W1FGG/RDC5HM36MW

NOTES:
1 Nominal Source Lumens at 35K **2** Contact Factory for Additional Options **3** RDC5 Small Canopy for EX/DS2W1 Drivers **4** CP13 Large Canopy for DO10X Driver
5 See Mounting Pages for EM Options and Details on Components and Finishes **6** Specify Length in Inches: See Mounting Page for Available Lengths
7 EMCR Replaces RDC5 or CP13 **8** See Color Page for More Options/Consult Factory for Special Finishes **9** Standard Finishes

Spectrum Lighting

Dimensions and values shown are nominal. Spectrum Lighting continually works to improve products and reserves the right to make changes which may alter the performance or appearance of products.

SPEC LUME DECORATIVE

BALLSTON SEMI DIRECT PENDANT

DAMP LOCATION

RUSTIC SERIES

LUMENS AND WATTAGE CHART				
PART NUMBER	SOURCE LUMENS	DELIVERED LUMENS[2]	SYSTEM WATTS	LPW
BL1317GV15L	1500	938	10	94
BL1317GV27L	2700	1645	18	91

1 Nominal Source Lumens at 35K **2** Nominal Delivered Lumens at 35K with CGG-MB-MW

HOUSING DIMENSIONS

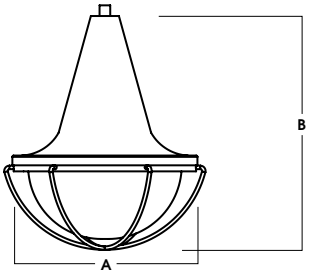

A	B
13.2 335.3 mm	16.7 424.2 mm

APPLICATION
Ballston Pendant for decorative illumination.

FEATURES
Heavy gauge spun aluminum shade with formed glass diffuser and steel wireguard. Wide general illumination from dedicated LED system. Driver in canopy for ease of maintenance. Wide range of options for mounting and finishes.

FINISH
Multi-stage polyester powder-coat process applied on our dedicated paint lines. Variety of standard and custom finishes are available.

ELECTRONICS
LED system features high efficiency white LED's. 3-step MacAdam Ellipse binning. Standard CRI: 85+. Higher CRI, R9 and custom LED configurations are available; consult factory. Choice of electronic 120V/277V and dimming drivers.

CONSTRUCTION
Luminaire shade is spun from .063 aluminum. Diffuser is formed glass and available in clear or frosted. Clear glass option features low profile frosted glass diffuser over LEDs which eliminates direct source visibility. Wireguard is formed aluminum.

CODE COMPLIANCE
BAA compliant. ETL certified to meet US and Canadian standards. Suitable for dry or damp locations. Manufactured and tested to UL standards No. 1598/8750.

CEILING MOUNT

(SEE MOUNTING PAGES FOR MORE OPTIONS & CANOPY DIMENSIONS.)

HM / AT / PM
HANG STRAIGHT / ALL THREAD / PENDANT

BL1317GV SHOWN WITH RDC5PM

CD
CORD / CABLE MOUNT

BL1317GV SHOWN WITH RDC5CD

CM
CORD MOUNT

BL1317GV SHOWN WITH RDC5CM

CHN
CHAIN / CORD

BL1317GV SHOWN WITH RDC5CHN

SM
SURFACE MOUNT

BL1317GV SHOWN WITH SM

ACCESSORIES

CGG
CLEAR GLASS GLOBE

BL1317GV SHOWN WITH CGG

FGG
FROSTED GLASS GLOBE

BL1317GV SHOWN WITH FGG

Spectrum Lighting

BALLSTON SEMI DIRECT PENDANT

DAMP LOCATION

RUSTIC SERIES / PHOTOMETRIC DATA

BL1317GV 27L 35K EX CGG MB GW

CANDLEPOWER CURVE
TEST SP-00639

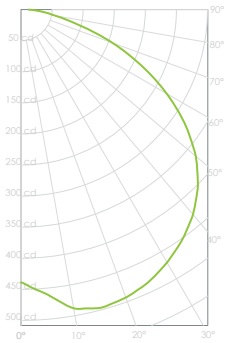

INTENSITY
CANDELA
0° AZIMUTH

	0°
0°	439
5°	459
15°	497
25°	484
35°	452
45°	402
55°	323
90°	12

ZONAL LUMENS

0° - 10°	47	3%
0° - 20°	187	11%
0° - 30°	410	25%
0° - 40°	693	42%
0° - 60°	1,289	78%
0° - 80°	1,608	98%
Downlight	1,643	100%
Total	1,647	100%

SINGLE UNIT: PERFORMANCE
DIRECT FOOTCANDLES
BASED ON DOWNLIGHT ONLY

Mounting Height AFF	FC at Center on Floor	Beam Diameter	FC at Beam Edge
6.5 '	10 fc	24.5 '	1 fc
7.5 '	8 fc	28.2 '	0 fc
8.5 '	6 fc	32.0 '	0 fc
10.0 '	4 fc	37.7 '	0 fc
12.0 '	3 fc	45.2 '	0 fc
14.0 '	2 fc	52.7 '	0 fc
16.0 '	2 fc	60.2 '	0 fc
20.0 '	1 fc	75.3 '	0 fc

MULTIPLE UNITS: PERFORMANCE
80/50/20% REFLECTANCES
INITIAL FOOTCANDLES AND WATTS PER SQUARE FOOT

Ceiling Height	Fixture Spacing	RCR 3		RCR 5	
		FC +	W/Sq. Ft.	FC +	W/Sq. Ft.
12'	6'	32	0.46	18	0.32
15'	7'	17	0.24	9	0.16
18'	8'	16	0.22	12	0.22
Delivered Illuminance Rating: (DIR)		70 FC per W/Sq. Ft.		55 FC per W/Sq. Ft.	

2' Suspension Length to luminous aperture
Square rooms used for multiple units:
RCR 3: Length & Width = Ceiling Ht. - 5.5' x 3.33
RCR 5: Length & Width = Ceiling Ht. - 5.5' x 2.00
+ Average Footcandles at 2.5' Above Floor

Delivered Lumens: 1,647
Luminaire Watts: 18
LER: 91.50

CP at 0° (Nadir): 439
CRI: 82

Beam Angle: 124°
Spacing Ratio: 1.53

Lumen Multiplier: 15L x 0.573
CCT Multiplier: 40K x 1.03, 30K x 0.985, 27K x 0.971

BL1317GV 27L 35K EX FGG MB GW

CANDLEPOWER CURVE
TEST SP-00639_1

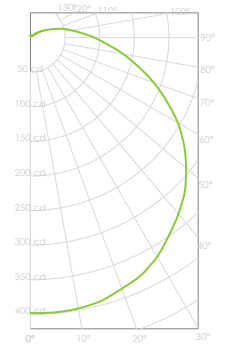

INTENSITY
CANDELA
0° AZIMUTH

	0°
0°	398
20°	386
40°	333
60°	246
80°	136
90°	92
100°	60
120°	20
140°	3
160°	3
180°	3

ZONAL LUMENS

0° - 10°	40	2%
0° - 30°	325	19%
0° - 60°	1,029	61%
90° - 120°	156	9%
90° - 150°	172	10%
Downlight	1,524	90%
Uplight	174	10%
Total	1,698	100%

SINGLE UNIT: PERFORMANCE
DIRECT FOOTCANDLES
BASED ON DOWNLIGHT ONLY

Mounting Height AFF	FC at Center on Floor	Beam Diameter	FC at Beam Edge
6.5 '	9 fc	32.4 '	0 fc
7.5 '	7 fc	37.4 '	0 fc
8.5 '	6 fc	42.4 '	0 fc
10.0 '	4 fc	49.9 '	0 fc
12.0 '	3 fc	59.9 '	0 fc
14.0 '	2 fc	69.9 '	0 fc
16.0 '	2 fc	79.9 '	0 fc
20.0 '	1 fc	99.8 '	0 fc

MULTIPLE UNITS: PERFORMANCE
80/50/20% REFLECTANCES
INITIAL FOOTCANDLES AND WATTS PER SQUARE FOOT

Ceiling Height	Fixture Spacing	RCR 3		RCR 5	
		FC +	W/Sq. Ft.	FC +	W/Sq. Ft.
12'	6'	30	0.46	16	0.32
15'	7'	16	0.24	8	0.16
18'	8'	15	0.22	11	0.22
Delivered Illuminance Rating: (DIR)		66 FC per W/Sq. Ft.		51 FC per W/Sq. Ft.	

2' Suspension Length to luminous aperture
Square rooms used for multiple units:
RCR 3: Length & Width = Ceiling Ht. - 5.5' x 3.33
RCR 5: Length & Width = Ceiling Ht. - 5.5' x 2.00
+ Average Footcandles at 2.5' Above Floor

Delivered Lumens: 1,698
Luminaire Watts: 18
LER: 94.33

CP at 0° (Nadir): 398
CRI: 81

Beam Angle: 136°
Spacing Ratio: 1.35

Lumen Multiplier: 15L x 0.573
CCT Multiplier: 40K x 1.03, 30K x 0.985, 27K x 0.971

MOUNTING & ACCESSORIES

SOME OPTIONS NOT AVAILABLE ON ALL FIXTURES, CONSULT SPECIFICATION SHEETS. SEE INDIVIDUAL SPECIFICATION SHEETS OR CONSULT FACTORY FOR ADDITIONAL INFORMATION.
NOTE: THIS IS TYPICAL OF SPECLUME SPECIFICATION FOR PENDANT MOUNTING. INDIVIDUAL FIXTURES OR PROJECTS MAY HAVE SPECIALIZED REQUIREMENTS.

SPEC LUME DECORATIVE

CEILING MOUNTING

RDC5 - SMALL DRIVER CANOPY (STANDARD)
MOUNTS TO 4" OCTO J-BOX

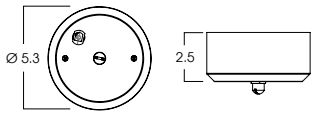

CP13 - LARGE DRIVER CANOPY

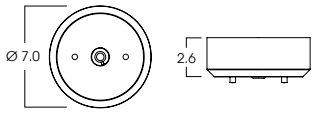

HM*
HANG STRAIGHT
45° SWIVEL 1/2" STEM - 3/8" NPT

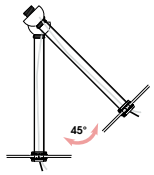

ORDER: **HM** (Length)
SPECIFY LENGTH:
HM3 - 3" **HM24 -** 24"
HM6 - 6" **HM36 -** 36"
HM12 - 12" **HM48 -** 48"
HM18 - 18" **HM72 -** 72"
HMLC(XX)
Custom Length
(Specify in Inches)

AT**
HANG STRAIGHT ALL THREAD
45° SWIVEL 1/2" STEM - 1/4" IP

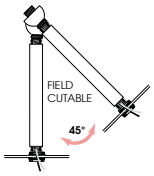

ORDER: **AT** (Length)
SPECIFY LENGTH:
AT12 - 12"
AT24 - 24"
AT36 - 36"

PM*
RIDGID PENDANT MOUNT
RIGID 1/2" STEM - 3/8" NPT

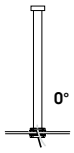

ORDER: **PM** (Length)
SPECIFY LENGTH:
PM3 - 3" **PM24 -** 24"
PM6 - 6" **PM36 -** 36"
PM12 - 12" **PM48 -** 48"
PM18 - 18" **PM72 -** 72"
PMLLC(XX)
Custom Length
(Specify in Inches)

CD
CORD / CABLE MOUNT
SJ CORD WITH 1/16 SS CABLE

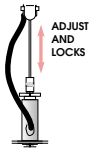

ORDER: **CD** (Length)
SPECIFY LENGTH:
CD36 - 36"
CD72 - 72"
CD144 - 144"
CDLC(XX)
Custom Length
(Specify in Inches)

CM
CORD MOUNT
SJ CORD WITH STRAIN RELIEF

ORDER: **CM** (Length)
SPECIFY LENGTH:
CM36 - 36"
CM72 - 72"
CM144 - 144"
CMLC(XX)
Custom Length
(Specify in Inches)

CHN
CHAIN MOUNT
SJ CORD / DECORATIVE CHAIN

ORDER: **CHN** (Length)
SPECIFY LENGTH:
CHN36 - 36"
CHN72 - 72"
CHN144 - 144"
CHNLC(XX)
Custom Length
(Specify in Inches)

*MAXIMUM ONE PIECE STEM LENGTH IS 72". **MAXIMUM ONE PIECE STEM LENGTH IS 36". LONGER LENGTHS ARE POSSIBLE USING MULTIPLE STEMS AND COUPLERS.
**ORDER IN 12" INCREMENTS, ODD SIZES MAY BE FIELD CUT

EMERGENCY BATTERY OPTIONS

EMCR - LARGE DRIVER CANOPY FOR 10W EMERGENCY BATTERY
(FOR ROUND CEILING MOUNT TYPES)

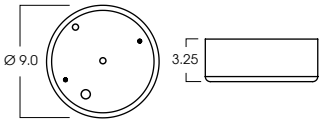

REMOTE EMERGENCY BATTERY OPTIONS

EMRM* - 7W REMOTE EMERGENCY BATTERY
(50' MAX)

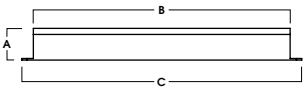

A	B	C
1.3	12.6	13.0

EMEN* - 7W REMOTE EMERGENCY BATTERY WITH ENCLOSURE (50' MAX)

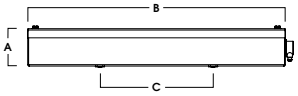

A	B	C
2.0	17.0	6.2

*OTHER EM BATTERY SIZES AVAILABLE, CONSULT FACTORY

Spectrum Lighting

COLOR OPTIONS - POWDER COAT PAINT FINISHES

NOTE: NO PRINTED IMAGE CAN EQUAL THE EXACT COLOR OF FINISH ON METAL.
SEE INDIVIDUAL SPECIFICATION SHEETS OR CONSULT FACTORY FOR ADDITIONAL INFORMATION.

SPECTRUM
POWDER COAT COLORS

STANDARD CORD / STEM / CANOPY FINISHES

FIXTURE COLOR	STANDARD CORD COLOR	STANDARD CANOPY / STEM COLOR
Matte White, Textured White	Matte White	Matte White
Gloss White	Matte White	Gloss White
Matte Black, Gloss Black, Textured Black	Matte Black	Matte Black
All Others	Matte Black	Same Color as Fixture
Custom Color	Contact Factory	Contact Factory

PAINT TIMES

TIER	COST	AVERAGE PAINT TIME*
Tier 1 - Standard Finishes	$	🕒
Tier 2 - Typical Finishes	$$	🕒🕒
Custom Color	Contact Factory	Contact Factory

*CONTACT FACTORY FOR SPECIFIC PRODUCT LEAD TIMES

TIER 1 - STANDARD FINISHES

MW Matte White
GW Gloss White
PT Platinum Silver
MB Matte Black
GB Gloss Black
BZ Bronze

TIER 2 - TYPICAL FINISHES

TW Textured White
TB Textured Black
MT* Textured Silver
OB* Oil Rubbed Bronze
SN Sun Gold
CO Copper Metallic
BR Brecchia
GH Graphite
CH Charcoal
AL Almond
VE Verde Green

BL Blue Streak
RD Red Baron
OR Orange
CM Camel
PL Purple
PG Pub Green
TQ Turquoise
SF Sea Foam
PK Pink
AY Aero Yellow
EG Evergreen

LG Lime Green
LB Light Blue
BY Burgundy
AK Anodic Black
AM Anodic Malachite
AZ Anodic Bronze
AS Anodic Sapphire
AN Anodic Natural
AC Anodic Champagne

CUSTOM COLOR FINISHES

CONTACT FACTORY

CC
Custom Color

CC

*UNAVAILABLE FOR WET LOCATION

Spectrum Lighting