



**CYLINDRO 6" / 8" PENDANT**  
**INCANDESCENT**  
 CYLINDRO

PROJECT: \_\_\_\_\_  
 QUANTITY: \_\_\_\_\_ TYPE: \_\_\_\_\_



**CY-RDFAINC**

**APPLICATION**

Cylindro 6" and 8" Pendant features a clean design for a variety of architectural area lighting applications. INC Series is designed for indoor damp locations.

**FEATURES**

Speculume series fixtures offer simple contemporary style with functional luminaire performance. All fixtures are designed and manufactured in our factory. Cylindro series acrylic pendants are fabricated from opal acrylic. The opal shade glows warmly with no lamp image. A variety of finishes and mounting is available. Available in two sizes.

**FINISH**

Multi-stage polyester powder-coat process applied on our dedicated paint lines. A wide variety of standard and custom finishes are available. All exposed materials are chromate pretreated to resist corrosion.

**ELECTRONICS**

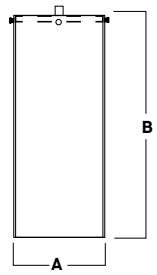
E26 Edison medium base 120V socket for incandescent or LED lamps.

**CONSTRUCTION**

Fixtures constructed of machined and formed aluminum and optical U.V. stabilized acrylic.

**CODE COMPLIANCE**

BAA compliant. ETL certified to meet US and Canadian standards. Suitable for dry or damp locations. Manufactured and tested to UL standards No. 1598/8750



SERIES	A	B
CY0618RDFAINC	6.0	18.0
CY0820RDFAINC	8.0	20.0

SERIES	MOUNTING <sup>1</sup>	FINISH <sup>2</sup>
CY0618RDFAINC CY0820RDFAINC	<b>CD_2</b> Cord and Cable Mount <b>HM_2</b> Hang Straight Pendant <b>AT_2</b> Hang Straight All Thread <b>PM_2</b> Pendant/Straight Mount <b>FS</b> Fuse Holder and Fuse	<b>MW<sup>4</sup></b> Matte White <b>MB<sup>4</sup></b> Matte Black <b>PT<sup>4</sup></b> Platinum Silver <b>CC<sup>4</sup></b> Custom Color

**EXAMPLE: CY0820RDFAINC/HM72MW**

**NOTES:**  
 1 See Mounting Pages Options and Details on Components and Finishes 2 Specify Length in Inches: See Mounting Page for Available Lengths  
 3 Reference Color Sheet Located on Product Webpage for Full List of Available Colors/Consult Factory for Special Finishes 4 Standard Interior Finish



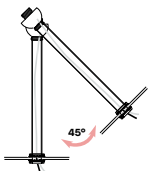
# MOUNTING & ACCESSORIES

SOME OPTIONS NOT AVAILABLE ON ALL FIXTURES. CONSULT SPECIFICATION SHEETS. SEE INDIVIDUAL SPECIFICATION SHEETS OR CONSULT FACTORY FOR ADDITIONAL INFORMATION.  
NOTE: THIS IS TYPICAL OF SPECULUME SPECIFICATION FOR PENDANT MOUNTING. INDIVIDUAL FIXTURES OR PROJECTS MAY HAVE SPECIALIZED REQUIREMENTS.



## CEILING MOUNTING

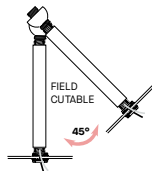
**HM\***  
HANG STRAIGHT  
45° SWIVEL 1/2" STEM - 3/8" NPT



ORDER: **HM** (Length)  
SPECIFY LENGTH:  
**HM3** - 3"    **HM24** - 24"  
**HM6** - 6"    **HM36** - 36"  
**HM12** - 12"    **HM48** - 48"  
**HM18** - 18"    **HM72** - 72"

**HMLC(XX)**  
Custom Length  
(Specify in inches)

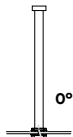
**AT\*\***  
HANG STRAIGHT ALL THREAD  
45° SWIVEL 5/8" OD STEM - 1/4" IP



ORDER: **AT** (Length)  
SPECIFY LENGTH:  
**AT12** - 12"    **AT48** - 48"  
**AT24** - 24"    **AT60** - 60"  
**AT36** - 36"    **AT72** - 72"



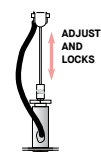
**PM\***  
RIGID PENDANT MOUNT  
RIGID 1/2" STEM - 3/8" NPT



ORDER: **PM** (Length)  
SPECIFY LENGTH:  
**PM3** - 3"    **PM24** - 24"  
**PM6** - 6"    **PM36** - 36"  
**PM12** - 12"    **PM48** - 48"  
**PM18** - 18"    **PM72** - 72"

**PMLLC(XX)**  
Custom Length  
(Specify in inches)

**CD**  
CORD / CABLE MOUNT  
SJ CORD WITH 1/16 SS CABLE



ORDER: **CD** (Length)  
SPECIFY LENGTH:  
**CD36** - 36"  
**CD72** - 72"  
**CD144** - 144"

**CDLC(XX)**  
Custom Length  
(Specify in inches)

\*MAXIMUM ONE PIECE STEM LENGTH IS 72". \*\*MAXIMUM ONE PIECE STEM LENGTH IS 36". LONGER LENGTHS ARE POSSIBLE USING MULTIPLE STEMS AND COUPLERS.  
\*\*ORDER IN 12" INCREMENTS. ODD SIZES MAY BE FIELD CUT

