MINI PIER LIGHT

DAMP / WET LOCATION

TIERS

PROJECT:

QUANTITY: TYPE:

MPL1209GV
PT - Platinum Silver

MPL1209GV
BZ - Bronze

MPL1209GV
BL - Blue Streak

MPL1209GV
CO - Copper Metallic

SERIES	LUMENS[1]		CCT		DRIVER / DIMMING[2]		ACCESSORIES		MOUNTING[5]		FINISH[9]		WET KIT	
MPL1209GV	**15L**	1500 Lm	80 CRI		**EX**	Electronic Driver, 120V/277V	**FJ0**	2" Frosted Tall	WALL MOUNT		**MW**[10]	Matte White	**WLKA**	Wet Location Kit
			27K	2700K	**DS2W1**	ELV/MLV, 120V			**CP104**	Small Driver Canopy	**MB**[10]	Matte Black		
			30K	3000K	**DS10X**	10%, 0-10V, 120V/277V			**CP104KO**	Small Driver Canopy w/ Knockouts	**PT**[10]	Platinum Silver		
			35K	3500K	**DO10X**[3]	1%, 0-10V, 120V/277V			**CP106**	Large Driver Canopy	**CC**	Custom Color		
			40K	4000K	**DLTE1**[4]	Lutron® 2-Wire Forward Phase (MLV), 120V			**CP6/RMD**	Remote Mount Driver	See Page 5 for Full Range of Color Options (83-90083)			
					DL3EX[4]	1%, Lutron® EcoSystem®, Fades to Black, 120V/277V			**PA_**[6]	Mounting Arm Style				
			90 CRI						CEILING MOUNT					
			27HK	2700K					**RDC5**	Small Driver Canopy				
			30HK	3000K					**CP13**	Large Driver Canopy				
			35HK	3500K					**HM**[7]	Hang Straight				
			40HK	4000K					**AT**[7]	Hang Straight All Thread				
									PM[7]	Rigid Pendant Mount				
									CD[7]	Cord / Cable Mount				
									CM[7]	Cord Mount				
									EMCR[8]	10W Large Driver Canopy EM				
									EMRM	7W Remote EM				
									EMEN	7W Remote with Enclosure				

EXAMPLE: MPL1209GV15L40KDS10XFJ0/RDC5HM36GW

NOTES:
1 Nominal Source Lumens at 35K **2** Contact Factory for Additional Options **3** Available with CP106/RDC5/CP13 Only **4** Available with CP106/CP13 Only
5 See Mounting Page for Details on Components and Finishes **6** See Mounting Page for Available Arm Options
7 Specify Length in Inches: See Mounting Page for Available Lengths **8** EMCR Replaces RDC5 or CP13
9 See Color Page for More Options/Consult Factory for Special Finishes **10** Standard Finishes

Spectrum Lighting

Dimensions and values shown are nominal. Spectrum Lighting continually works to improve products and reserves the right to make changes which may alter the performance or appearance of products.

MINI PIER LIGHT

DAMP / WET LOCATION

TIERS

LUMENS / WATTAGE DATA				
PART NUMBER	SOURCE LUMENS[1]	DELIVERED LUMENS[2]	SYSTEM WATTS	LPW
MPL1209GV15L	1500	761	10	76

1 Nominal Source Lumens at 35K **2** Nominal Delivered Lumens at 35K

HOUSING DIMENSIONS

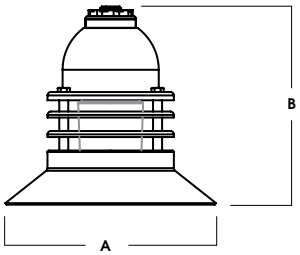

A	B
8.75 222.3 mm	8.1 205.7 mm

APPLICATION
The compact and contemporary Mini Pier Light is both a beacon and an architectural element.

FEATURES
Spectrum Lighting's RLM Classics are reproductions of classic lighting fixtures reimagined with modern LED light sources and materials. The wide range of options for illumination, mounting, and finishes allows for creative fixture specification and design. LED module and driver are serviceable for future replacement.

FINISH
Multi-stage polyester powder-coat process applied on our dedicated paint lines. Variety of standard and custom finishes are available. Interior painted same finish as exterior.

ELECTRONICS
GV LED system features high brightness white Samsung LED's. 3-step MacAdam Ellipse binning. Standard CRI: 80+. Higher CRI, R9 and custom LED configurations are available; consult factory. Choice of electronic 120V/277V and dimming drivers.

CONSTRUCTION
Fixture shades are spun in our factory from 0.063 high purity aluminum.

CODE COMPLIANCE
BAA compliant. ETL certified to meet US and Canadian standards. Suitable for dry or damp locations. Wet Location Option. Manufactured and tested to UL standards No. 1598/8750.

WALL MOUNT
(SEE MOUNTING PAGES FOR MORE OPTIONS & DIMENSIONS.)

PA_
MOUNTING ARM STYLE



MPL1209GV SHOWN WITH CP104PA23

CEILING MOUNT
(SEE MOUNTING PAGES FOR MORE OPTIONS & CANOPY DIMENSIONS.)

HM / AT / PM
HANG STRAIGHT / ALL THREAD / PENDANT

MPL1209GV SHOWN WITH RDC5PM

CD
CORD / CABLE MOUNT

MPL1209GV SHOWN WITH RDC5CD

CM
CORD MOUNT

MPL1209GV SHOWN WITH RDC5CM

Spectrum Lighting

MINI PIER LIGHT

DAMP / WET LOCATION

TIERS / PHOTOMETRIC DATA

MPx1209GV 15L35K EX

CANDLEPOWER CURVE
TEST SP-00865

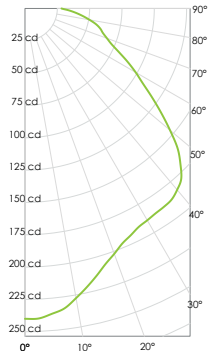

INTENSITY
CANDELA
0° AZIMUTH

	0.00°
0.00°	240
5.00°	237
10.00°	227
15.00°	214
20.00°	202
30.00°	189
40.00°	183
50.00°	146
60.00°	99
70.00°	67
80.00°	51
90.00°	28

ZONAL LUMENS

0° - 10°	23	3%
0° - 20°	83	11%
0° - 30°	173	23%
0° - 40°	290	38%
0° - 60°	528	69%
0° - 80°	671	88%
0° - 90°	715	94%
Total	761	100%

SINGLE UNIT: PERFORMANCE
INITIAL FOOTCANDLES
BASED ON IES BEAM ANGLE

Mounting Height AFF	FC at Center on Floor	Beam Diameter	FC at Beam Edge
6.5 '	6 fc	18.6 '	2 fc
7.5 '	4 fc	21.4 '	1 fc
8.5 '	3 fc	24.3 '	1 fc
10.0 '	2 fc	28.6 '	1 fc
12.0 '	2 fc	34.3 '	1 fc
14.0 '	1 fc	40.0 '	0 fc
16.0 '	1 fc	45.7 '	0 fc
20.0 '	1 fc	57.1 '	0 fc

MULTIPLE UNITS: PERFORMANCE
80/50/20% REFLECTANCES
INITIAL FOOTCANDLES AND WATTS PER SQUARE FOOT

Ceiling Height	Fixture Spacing	RCR 2		RCR 4	
		FC +	W/Sq. Ft.	FC +	W/Sq. Ft.
9'	6'	21	0.33	11	0.21
12'	8'	9	0.14	10	0.20
16'	10'	6	0.09	5	0.09
Delivered Illuminance Rating: (DIR)		65 FC per W/Sq. Ft.		50 FC per W/Sq. Ft.	

1' Suspension Length
Square rooms used for multiple units:
- RCR 2: Length & Width = Ceiling Ht. -3.5' x 5.00
- RCR 4: Length & Width = Ceiling Ht. - 3.5' x 2.50

+ Average Footcandles at 2.5' Above Floor

Delivered Lumens: 761
Luminaire Watts: 10
LER: 76.10

CP at 0deg (Nadir): 240
CRI: 80

Beam Angle: 110.02
Spacing Ratio: 1.18

Lumen Multiplier: N/A
CCT Multiplier: 27K x 0.97, 30K x 0.99, 40K x 1.03

Spectrum Lighting

MOUNTING & ACCESSORIES

SOME OPTIONS NOT AVAILABLE ON ALL FIXTURES, CONSULT SPECIFICATION SHEETS. SEE INDIVIDUAL SPECIFICATION SHEETS OR CONSULT FACTORY FOR ADDITIONAL INFORMATION. NOTE: THIS IS TYPICAL OF RLM SPECIFICATION FOR MOUNTING. INDIVIDUAL FIXTURES OR PROJECTS MAY HAVE SPECIALIZED REQUIREMENTS.

WALL MOUNTING

CP104 - SMALL DRIVER CANOPY (STANDARD)
MAY BE USED AS SPLICE BOX FOR DIRECT FEED
NOT AVAILABLE W/ PA16 & PA16F

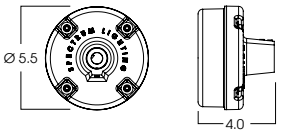

CP106 - LARGE DRIVER CANOPY
MAY BE USED AS SPLICE BOX FOR DIRECT FEED

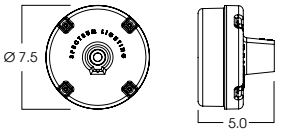

CP6/RMD - REMOTE MOUNT DRIVER
MOUNTS DIRECTLY TO WALL OR OCTAGON STYLE J-BOX

CUSTOM AND OTHER WALL ARMS AVAILABLE - CONTACT FACTORY. ARMS MAY BE FIELD CUT ON WALL SIDE - FIXTURE SIDE THREADED 3/4" NPT REQUIRES SEALANT FOR WET LOCATION.

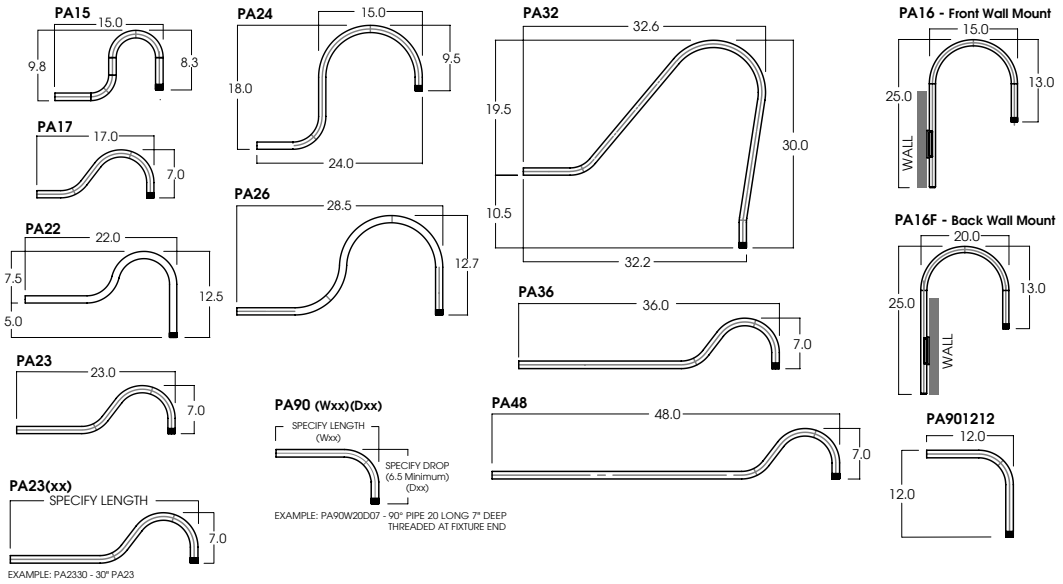

CEILING MOUNTING

RDC5 - SMALL DRIVER CANOPY (STANDARD)
MOUNTS TO 4" OCTO J-BOX

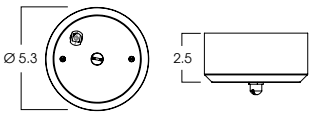

CP13 - LARGE DRIVER CANOPY

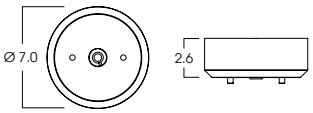

HM*
HANG STRAIGHT
45° SWIVEL 5/8" OD STEM - 3/8" IP

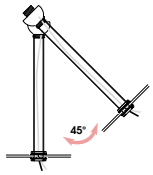

ORDER: HM (Length)
SPECIFY LENGTH:
HM3 - 3" HM24 - 24"
HM6 - 6" HM36 - 36"
HM12 - 12" HM48 - 48"
HM18 - 18" HM72 - 72"
HMLC(XX)
Custom Length
(Specify in Inches)

PM*
RIDGID PENDANT MOUNT
RIGID 5/8" OD STEM - 3/8" IP

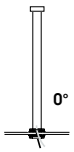

ORDER: PM (Length)
SPECIFY LENGTH:
PM3 - 3" PM24 - 24"
PM6 - 6" PM36 - 36"
PM12 - 12" PM48 - 48"
PM18 - 18" PM72 - 72"
PMLC(XX)
Custom Length
(Specify in Inches)

AT**
HANG STRAIGHT ALL THREAD
45° SWIVEL 5/8" OD STEM - 1/4" IP

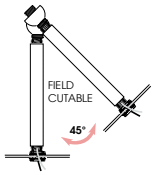

ORDER: AT (Length)
SPECIFY LENGTH:
AT12 - 12"
AT24 - 24"
AT36 - 36"
AT48 - 48"
AT60 - 60"
AT72 - 72"

CD
CORD / CABLE MOUNT
SJ CORD WITH 1/16 SS CABLE

ORDER: CD (Length)
SPECIFY LENGTH:
CD36 - 36"
CD72 - 72"
CD144 - 144"
CDLC(XX)
Custom Length
(Specify in Inches)

CM
CORD MOUNT
SJ CORD WITH STRAIN RELIEF

ORDER: CM (Length)
SPECIFY LENGTH:
CM36 - 36"
CM72 - 72"
CM144 - 144"
CMLC(XX)
Custom Length
(Specify in Inches)

*MAXIMUM ONE PIECE STEM LENGTH IS 72". **MAXIMUM ONE PIECE STEM LENGTH IS 36". LONGER LENGTHS ARE POSSIBLE USING MULTIPLE STEMS AND COUPLERS.
**ORDER IN 12" INCREMENTS, ODD SIZES MAY BE FIELD CUT

EMERGENCY BATTERY OPTIONS

EMCR - LARGE DRIVER CANOPY FOR 10W EMERGENCY BATTERY
(FOR ROUND CEILING MOUNT TYPES)

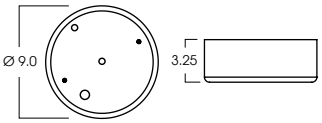

REMOTE EMERGENCY BATTERY OPTIONS

EMRM* - 7W REMOTE EMERGENCY BATTERY
(50' MAX)

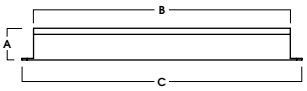

A	B	C
1.3	12.6	13.0

EMEN* - 7W REMOTE EMERGENCY BATTERY WITH ENCLOSURE (50' MAX)

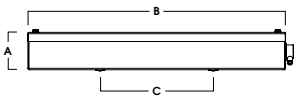

A	B	C
2.0	17.0	6.2

*OTHER EM BATTERY SIZES AVAILABLE, CONTACT FACTORY.

Spectrum Lighting

COLOR OPTIONS - POWDER COAT PAINT FINISHES

NOTE: NO PRINTED IMAGE CAN EQUAL THE EXACT COLOR OF FINISH ON METAL.
SEE INDIVIDUAL SPECIFICATION SHEETS OR CONSULT FACTORY FOR ADDITIONAL INFORMATION.

SPECTRUM
POWDER COAT COLORS

STANDARD CORD / STEM / CANOPY FINISHES

FIXTURE COLOR	STANDARD CORD COLOR	STANDARD CANOPY / STEM COLOR
Matte White, Textured White	Matte White	Matte White
Gloss White	Matte White	Gloss White
Matte Black, Gloss Black, Textured Black	Matte Black	Matte Black
All Others	Matte Black	Same Color as Fixture
Custom Color	Contact Factory	Contact Factory

PAINT TIMES

TIER	COST	AVERAGE PAINT TIME*
Tier 1 - Standard Finishes	$	🕒
Tier 2 - Typical Finishes	$$	🕒🕒
Tier 3 - Special Metal Finishes	$$$	🕒🕒🕒
Custom Color	Contact Factory	Contact Factory

*CONTACT FACTORY FOR SPECIFIC PRODUCT LEAD TIMES

TIER 1 - STANDARD FINISHES

MW Matte White
GW Gloss White
PT Platinum Silver
MB Matte Black
GB Gloss Black
BZ Bronze

TIER 2 - TYPICAL FINISHES

TW Textured White
TB Textured Black
MT* Textured Silver
OB* Oil Rubbed Bronze
SN Sun Gold
CO Copper Metallic
BR Brecchia
GH Graphite
CH Charcoal
AL Almond
VE Verde Green

BL Blue Streak
RD Red Baron
OR Orange
CM Camel
PL Purple
PG Pub Green
TQ Turquoise
SF Sea Foam
PK Pink
AY Aero Yellow
EG Evergreen

LG Lime Green
LB Light Blue
BY Burgundy
AK Anodic Black
AM Anodic Malachite
AZ Anodic Bronze
AS Anodic Sapphire
AN Anodic Natural
AC Anodic Champagne

TIER 3 - SPECIAL METAL FINISHES

GA* Galvanized
GF* Gold Flake

CUSTOM COLOR FINISHES

CONTACT FACTORY

CC
Custom Color

CC

*UNAVAILABLE FOR WET LOCATION

Spectrum Lighting