

STC 3" SURFACE LIGHT EURO SERIES / 2000 LUMENS



STC3XT

APPLICATION

STC 3" Euro Series surface light for accent, display and general illumination.

FEATURES

Rounded surface mount tracklight accepts all Spectrac dimming and control options for clean design appearance. Front bezel accepts two accessories standard with three accessory option. Fixture rotates 359° and tilts/locks 45°. A variety of accessory lenses may be added. Passive cooled Zhaga compliant LED module. Quick twist LED optics for field adjustment.

FINISH

Multi-stage polyester powder-coat process applied on our dedicated paint lines. A wide variety of standard and custom finishes are available. All exposed materials are chromate pretreated to resist corrosion.

CONSTRUCTION

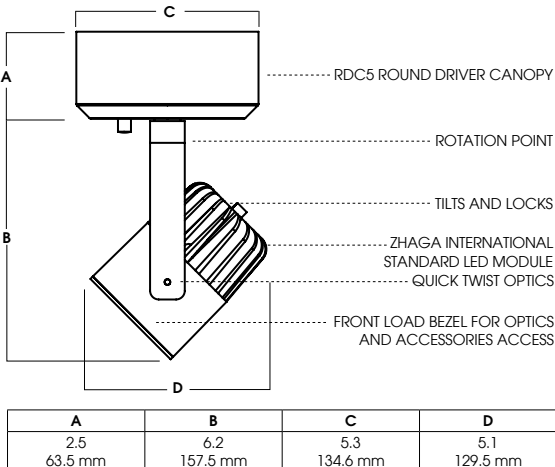
Spun, fabricated and extruded aluminum construction.

ELECTRONICS

LED system features Xicato LED module with proprietary phosphor technology that provides consistent, stable color with CCT control of +/- 100K over life of the module. Base CRI is 83 with 2 MacAdam Ellipse binning. High CRI is 98 with 1 MacAdam Ellipse binning. Vibrant (VK) enhanced white and beauty (BK) enhanced red LED options. Variety of electronic 120V/277V and dimming drivers.

CODE COMPLIANCE

ARRA Compliant. ETL/CSA listed for damp location. Manufactured and tested to UL standard No. 1598/8750.



WATTAGE / LUMENS DATA				
PART NUMBER	SOURCE LUMENS ¹	DELIVERED LUMENS ²	SYSTEM WATTS	LPW
STC3XT10L	1000	709	9.1	78
STC3XT13L	1300	956	13.0	74
STC3XT20L	2000	1470	21.7	68

SERIES	LUMENS ¹	CCT	BEAM	DRIVER / VOLTAGE ³	MOUNTING	FINISH ⁹	ACCESSORIES ¹¹	
STC3XT	10L	1000 Lm	XN 10° ND 26° MD 48° WD 60°	E Electronic Driver DS10_ 10% 0-10V Dimming DO10_ 1% 0-10V Dimming ED01_4 .1% 0-10V Dimming DS2W1 ELV MLV 1% Phase Dimming, 120V Only DLTE1 ⁴ Lutron® 2-Wire Forward Phase (MLV), 120V DL3E_4 1%, Lutron® EcoSystem®, Fades to Black, 120V/277V DALI_4 DALI Control Dimming DMXS ⁵ DMX Standard Configuration DMXC ⁶ DMX Non-Standard Custom	1 120V 2 277V	RDC5 Round Driver Canopy SDC5 Square Driver Canopy CP13 Large Round Driver Canopy PM ⁷ Pendant Mount CQD ⁸ DMX Large Driver Canopy	MW ¹⁰ Matte White MB ¹⁰ Matte Black PT ¹⁰ Platinum Silver TW Textured White TB Textured Black MT Textured Silver BZ Bronze OB Oil Rubbed Bronze CH Charcoal GH Graphite AC Champagne SN Sun Gold BR Brecchia Rust AN Anodic Natural CO Copper Metallic CC Custom Color	SO34 Solite Diffuse Lens FG34 Frosted Lens SK34 Skytex Linear LN ¹² Clear Lens SN34 Snoot HL34 Hex Louver 3AC 3 Accessory
	13L	1300 Lm						
	20L	2000 Lm						
		83 CRI						
		27K 2700K						
		30K 3000K						
		35K 3500K						
		40K 4000K						
		98 CRI						
		27HK 2700K						
		30HK 3000K						
		35HK 3500K						
	40HK 4000K							
	VIBRANT							
	30VK 3000K							
	BEAUTY							
	27BK 2700K							

EXAMPLE: STC3XT10L27KNDE1RDC5MW/SN34

NOTES:
 1 Nominal Source Lumens at Any CCT 2 Nominal Delivered Lumens at 83 CRI at Any CCT With ND, No Lens 3 Contact Factory for Additional Options 4 CP13 Required 5 DMXS - Phoenix Connectors, Logarithmic Dimming, Requires DMX Signal to Turn On, 8-bit Network Resolution, Address of 1, Will Dim to Dark, See DMX Guide 6 DMXC - For Alternate Dim Curves, Addressing, Preset DMX Settings or Special Mounting, Contact quotes@speclight.com or Your Local Representative, See DMX Guide 7 Specify Length in Inches: See Mounting Page for Available Lengths 8 CQD Replaces RDC5/SDC5/CP13 9 See Color Page for More Options/Consult Factory for Special Finishes 10 Standard Finishes 11 Accessory Finish Will Match Fixture 12 See Lens Page for Options

Dimensions and values shown are nominal. Spectrum Lighting continually works to improve products and reserves the right to make changes which may alter the performance or appearance of products.



PROJECT:	TYPE:
CAT. NO.:	



STC 3" SURFACE LIGHT EURO SERIES / FIXTURE OPTIONS



STANDARD FINISHES

Black adaptor standard for all finishes excluding MW which comes with white adaptor.

MW - MATTE WHITE



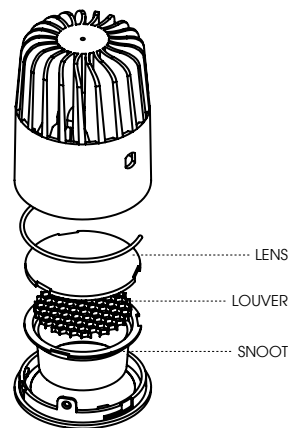
MB - MATTE BLACK



PT - PLATINUM

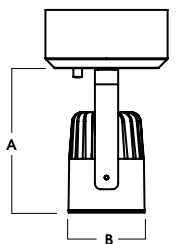


FIXTURE COMPONENTS



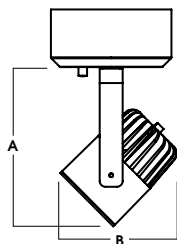
FIXTURE DIMENSIONS

0° POSITION



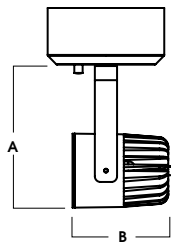
A	B
6.2	3.3
157.5 mm	83.8 mm

45° TILT



A	B
6.9	5.1
175.3 mm	129.5 mm

90° TILT



A	B
6.3	4.5
160 mm	114.3 mm

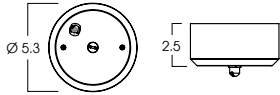
STC 3" SURFACE LIGHT EURO SERIES / MOUNTING OPTIONS

spectrac
track lighting

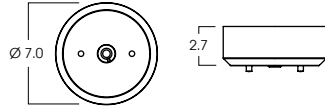


DRIVER CANOPY OPTIONS

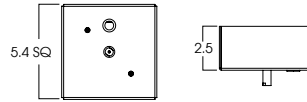
RDC5 - SMALL DRIVER CANOPY (STANDARD)



CP13 - LARGE DRIVER CANOPY

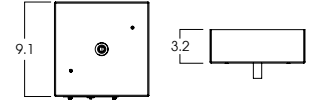


SDC5 - SQUARE DRIVER CANOPY



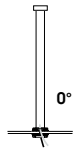
DMX OPTION

CQD - LARGE DRIVER CANOPY
FOR DMX OPTIONS



MOUNTING TYPES

PM*
RIGID PENDANT MOUNT
RIGID 1/2" STEM - 3/8" NPT



ORDER: **PM** (Length)
SPECIFY LENGTH:
PM3 - 3" **PM24** - 24"
PM6 - 6" **PM36** - 36"
PM12 - 12" **PM48** - 48"
PM18 - 18" **PM72** - 72"
PMLC(XX)
Custom Length
(Specify in Inches)

*MAXIMUM ONE PIECE STEM LENGTH IS 72".
LONGER LENGTHS ARE POSSIBLE USING MULTIPLE STEMS AND COUPLERS.

