



STEPPED GLASS BANKERS LIGHT

SCHOOLHOUSE SERIES / INCANDESCENT



ST1310INC - INTERIOR ONLY / DAMP LOCATION

APPLICATION

The Stepped Glass Bankers Light offers traditional looks with modern lamping options. INC Series is designed for covered or indoor dry/damp locations.

FEATURES

RLM Classics fixtures offer contemporary style with functional luminaire performance. All fixtures are designed and manufactured in our factory. The wide range of mounting and finishes allows for creative fixture specification and design. Fixtures may be pendant mounted with cable/cord or rigid stem.

FINISH

Multi-stage polyester powder-coat process applied on our dedicated paint lines. Variety of standard and custom finishes are available.

ELECTRONICS

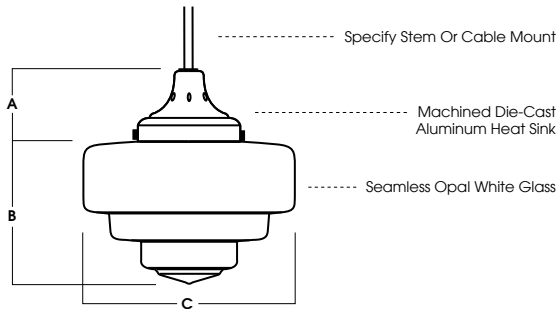
E26 Edison medium base 120V socket for incandescent or LED lamps. Contact factory for other available socket options.

CONSTRUCTION

Canopy is spun in our factory from 0.063 high purity aluminum. Heatsink and other components are machined aluminum. Glass is seamless opal white.

CODE COMPLIANCE

ARRA Compliant. ETL/CSA listed for dry/damp locations. Manufactured and tested to UL standards No. 1598/8750.



A	B	C
3.0 76.2 mm	10.4 264.2 mm	13.4 340.4 mm

SERIES	MOUNTING ¹	EXTERIOR FINISH
ST1310INC	HM² Hang Straight Pendant HMAT² Adjustable Length Hang Straight Pendant PM² Pendant/Straight Mount HC Hook/Cord CD² Cord and Cable Mount CM² Cord Mount CHN² Chain Mount	GW Gloss White MW Matte White MB Matte Black BZ Bronze PT Platinum Silver GA Galvanized CH Charcoal SN Sun Gold EG Evergreen BL Blue Streak AY Aero Yellow RD Red Baron CO Copper Metallic CC³ Custom Color

EXAMPLE: ST1310INCHN24GW

NOTES:
 1 See Mounting Pages Options and Details on Components and Finishes 2 Specify Length in Inches 3 See Color Page for More Options/Consult Factory for Special Finishes



Dimensions and values shown are nominal. Spectrum Lighting continually works to improve products and reserves the right to make changes which may alter the performance or appearance of products.



PROJECT:	TYPE:
CAT. NO.:	

WWW.SPECLIGHT.COM • 994 JEFFERSON STREET, FALL RIVER, MA 02721 • 508.678.2303 FAX 508.678.2260



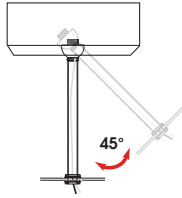
83-50059_RA



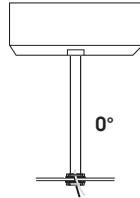
SOME OPTIONS NOT AVAILABLE ON ALL FIXTURES, CONSULT SPECIFICATION SHEETS. SEE INDIVIDUAL SPECIFICATION SHEETS OR CONSULT FACTORY FOR ADDITIONAL INFORMATION.
NOTE: THIS IS TYPICAL OF RLM SPECIFICATION FOR CEILING MOUNTING. INDIVIDUAL FIXTURES OR PROJECTS MAY HAVE SPECIALIZED REQUIREMENTS.

CEILING MOUNT CANOPIES - CANOPIES MOUNT TO OCTAGON STYLE J-BOX

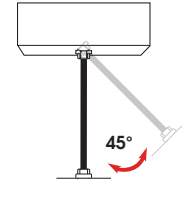
HM - HANG STRAIGHT



PM - RIGID PENDANT MOUNT



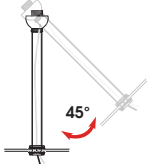
CM - CORD MOUNT



MOUNTING TYPES

HM* HANG STRAIGHT

45° SWIVEL 1/2" STEM - 3/8" NPT



ORDER: **HM** (Length)

SPECIFY LENGTH:

HM3 - 3" **HM24** - 24"

HM6 - 6" **HM36** - 36"

HM12 - 12" **HM48** - 48"

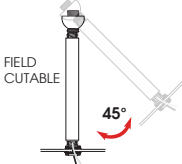
HM18 - 18" **HM72** - 72"

HMLC(XX)

Custom Length
(Specify in Inches)

HMAT* HANG STRAIGHT ALL THREAD

45° SWIVEL 1/2" STEM - 1/4" IP



ORDER: **HMAT** (Length)

SPECIFY LENGTH:

HMAT12 - 12"

HMAT24 - 24"

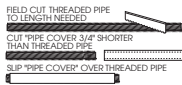
HMAT36 - 36"

HMAT48 - 48"

HMAT72 - 72"

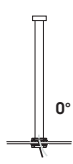
HMATLC(XX)

Custom Length
(Specify in Inches)



PM* RIGID PENDANT MOUNT

RIGID 1/2" STEM - 3/8" NPT



ORDER: **PM** (Length)

SPECIFY LENGTH:

PM3 - 3" **PM24** - 24"

PM6 - 6" **PM36** - 36"

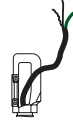
PM12 - 12" **PM48** - 48"

PM18 - 18" **PM72** - 72"

PMLLC(XX)

Custom Length
(Specify in Inches)

HC HOOK / CORD OPTIONAL PLUG



ORDER: **HCP** (Length)

SPECIFY LENGTH:

HC36 - 36"

HC72 - 72"

HC144 - 144"

HCLC(XX)

Custom Length
(Specify in Inches)

PLUG

LP120-120V Twist Lock

LP277-277V Twist Lock

CD CORD / CABLE MOUNT

SJ CORD WITH 1/16 SS CABLE



ORDER: **CD** (Length)

SPECIFY LENGTH:

CD36 - 36"

CD72 - 72"

CD144 - 144"

CDLC(XX)

Custom Length
(Specify in Inches)

CM CORD MOUNT

SJ CORD WITH STRAIN RELIEF



ORDER: **CM** (Length)

SPECIFY LENGTH:

CM36 - 36"

CM72 - 72"

CM144 - 144"

CMLC(XX)

Custom Length
(Specify in Inches)

CHN CHAIN MOUNT

SJ CORD / DECORATIVE CHAIN



ORDER: **CHN** (Length)

SPECIFY LENGTH:

CHN36 - 36"

CHN72 - 72"

CHN144 - 144"

CHNLC(XX)

Custom Length
(Specify in Inches)

*MAXIMUM ONE PIECE STEM LENGTH IS 72". LONGER LENGTHS ARE POSSIBLE USING MULTIPLE STEMS AND COUPLERS.

MOUNTING FINISH

Standard Canopy / Stem or Cord mounting finish is matte white. Black fixtures receive matte black mounting finish, silver fixture receive silver mounting finish. Custom colors and fixture color canopy and stem are available upon request.

MOUNTING COMPONENTS FINISH

FIXTURE COLOR	CANOPY / STEM / CORD COLOR
Matte White, Textured White	Matte White
Matte Black, Textured Black, Bronze, Oil Rubbed Bronze	Matte Black
Platinum, Textured Silver, Silver	Silver
All Others	Matte White
Custom Color	Canopy / Stem Same Color as Fixture

Dimensions and values shown are nominal. Spectrum Lighting continually works to improve products and reserves the right to make changes which may alter the performance or appearance of products.



PROJECT:

TYPE:

CAT. NO.:

