



SUBWAY SERIES

BULKHEAD SERIES / INCANDESCENT



PJ1INC - PENDANT MOUNT / INTERIOR

APPLICATION

The LED Bulkhead Series offers rugged design and three mounting options. INC Series is designed for indoor damp locations.

FEATURES

Spectrum Lighting's RLM Classics are reproductions of contemporary lighting fixtures reimagined with modern INC light sources and materials. The wide range of options for illumination, mounting, enclosures, guards and finishes allows for creative fixture specification and design. Frosted lamp enclosure (FJ1) is standard. A variety of colored lamp enclosures are available as well as guards and light shields. Available as pendant mount.

FINISH

Multi-stage polyester powder-coat process applied on our dedicated paint lines. Variety of standard and custom finishes are available. All exposed materials are chromate pretreated to resist corrosion.

ELECTRONICS

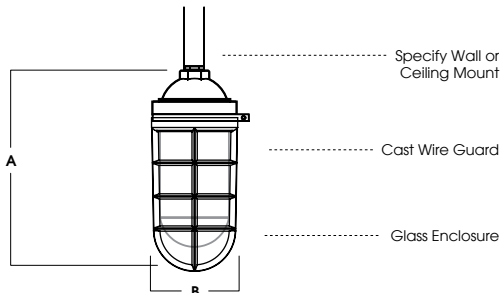
E26 Edison medium base 120V socket for incandescent or LED lamps. Contact factory for other available socket options.

CONSTRUCTION

Fixture is constructed of spun and die-cast heavy gauge aluminum.

CODE COMPLIANCE

BAA Compliant. ETL/CSA listed for dry/damp locations. Manufactured and tested to UL standards No. 1598/8750.



A	B
9.6 243.8 mm	4.2 106.7 mm

SERIES	ACCESSORIES ¹	MOUNTING ⁴	EXTERIOR FINISH
PJ1INC	FJ1 ² 3"x6.5" Frosted Glass GJ1 3"x6.5" Clear Glass PJ3 3"x6.5" Prismatic Glass AJ1 3"x6.5" Amber Glass RDJ1 3"x6.5" Red Glass GRJ1 3"x6.5" Green Glass BLJ1 3"x6.5" Blue Glass WJ1 Wire Guard CG1 Cast Wire Guard SS1 Side Lamp Shield BS1 Bottom Lamp Cup SPERF Lamp Shield Perforated WL ³ Wet Location	DRIVER COMPARTMENT CP6 ⁴ Wall Pipe Interface CP3 CP6 Decorative Cover PA ⁵ Mounting Arm Style	GW Gloss White MW Matte White MB Matte Black BZ Bronze PT Platinum Silver GA Galvanized CH Charcoal SN Sun Gold EG Evergreen BL Blue Streak AY Aero Yellow RD Red Baron CO Copper Metallic CC ⁷ Custom Color
		STEM MOUNT HM ⁶ Hang Straight Pendant HMAT ⁶ Adjustable Length Hang Straight Pendant PM ⁶ Pendant/Straight Mount CD ⁶ Cord and Cable Mount CM ⁶ Cord Mount NM3 3/4" HUB	

EXAMPLE: PJ1INC FJ1 PM12 MW

NOTES:

1 See Enclosures & Guards Page for Wire Guards and Additional Options 2 Standard Enclosure 3 PM Mounting Recommended 4 See Mounting Pages for Options and Details on Components and Finishes 5 See Mounting Page for Available Arm Options 6 Specify Length in Inches 7 See Color Page for More Options/Consult Factory for Special Finishes

Dimensions and values shown are nominal. Spectrum Lighting continually works to improve products and reserves the right to make changes which may alter the performance or appearance of products.




PROJECT:	TYPE:
CAT. NO.:	



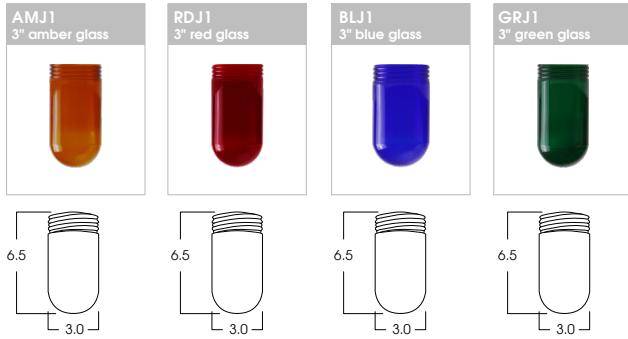


SOME OPTIONS NOT AVAILABLE ON ALL FIXTURES. CONSULT SPECIFICATION SHEETS. PLEASE SPECIFY ENCLOSURE WHEN ORDERING FIXTURES.
NOTE: FROSTED JAR PRODUCES BEST RESULTS WITH LED FIXTURES

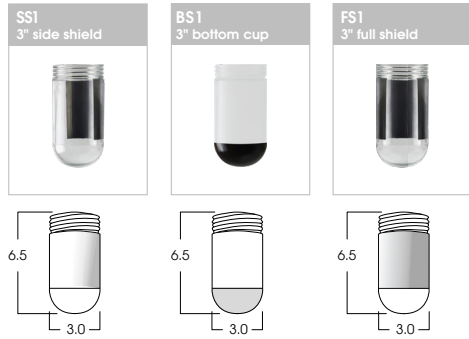
ENCLOSURES



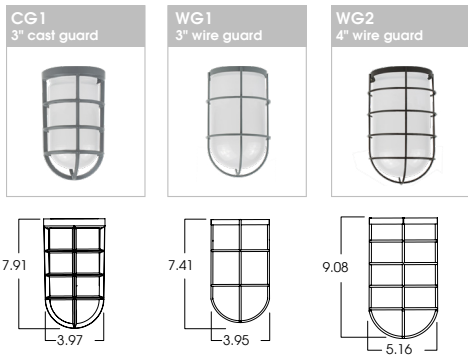
COLOR ENCLOSURES



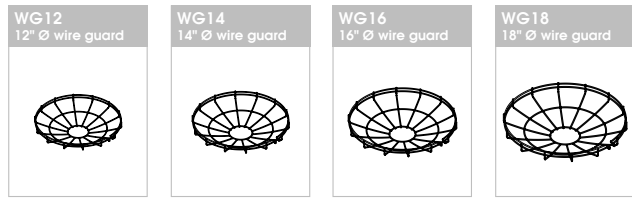
ENCLOSURES WITH SHIELDS



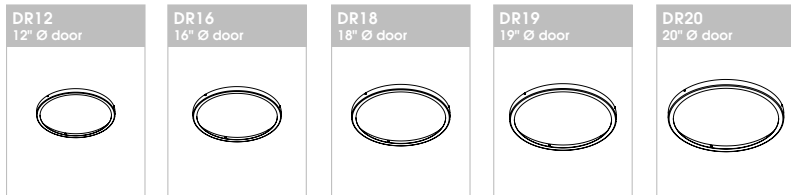
ENCLOSURE WIRE GUARDS



FIXTURE WIRE GUARDS



DOORS



Dimensions shown are nominal. Spectrum Lighting is continually improving products and reserves the right to make changes that will not alter performance or appearance with or without written notice.

PROJECT:	TYPE:
CAT. NO.:	