



4" ROUND DIRECT QUICK SHIP FOCUSED ILLUMINATION



C0411DXT - CEILING MOUNT

QUICK SHIP

Quick Ship Surface highlights products that can ship in 5 - 10 working days. See standard specification sheet for full range of options.

APPLICATION

4" round x 11" high cylinder luminaire designed for focused illumination.

FEATURES

Spectrum's Cylinder series provides traditional architectural style with high performance and energy efficient illumination. Rugged design with flexible mounting, finish and LED options make these extremely versatile fixtures. Integral LED driver. Quick change LED module with interchangeable optics for job site flexibility and fixture upgrade.

FINISH

Multi-stage polyester powder-coat process applied on our dedicated paint lines. All exposed materials are chromate pretreated to resist corrosion.

ELECTRONICS


LED system features Xicato LED module with proprietary phosphor technology that provides consistent stable color with CCT control of +/- 100K over life of the light engine. Base CRI is 83 with 2-step MacAdam Ellipse binning.

CONSTRUCTION

Fixtures are machined in our factory from 6063-H32 high purity aluminum extrusions. Silicone gasket seals optical chamber. Specular primary optical reflectors provide high efficiency illumination. Stainless steel hardware with galvanized steel brackets to resist corrosion.

CODE COMPLIANCE

BAA Compliant. ETL certified to meet US and Canadian standards. Suitable for dry or damp locations. Manufactured and tested to UL standard No. 1598/8750.



A	B
4.0	11.9
101.6 mm	302.3 mm

Fixture Weight: 4.0 lbs

LUMENS / WATTAGE DATA				
PART NUMBER	SOURCE LUMENS	DELIVERED LUMENS ²	SYSTEM WATTS ³	LPW
C0411DXT10L	1000	522	9.1	57

SERIES	LUMENS ¹	CCT	OPTICS	DRIVER / DIMMING	LENS	MOUNTING	FINISH
C0411DXT	10L 1000 Lm	30K 3000K	MD 37°	DS10X 10%, 0-10V, 120V/277V	SO Micro Prism Solite™ Lens	SM Surface Mount	MW Matte White
		35K 3500K	WD 43°			CD72 72" Cord Cable Mount	MB Matte Black
		40K 4000K	XW 54°				

EXAMPLE: C0411DXT10L35KWDDSDS10XS0/CD72MW

NOTES:

1 Nominal Source Lumens at Any CCT 2 Nominal Delivered Lumens at 83 CRI at Any CCT with MD-NL-MW 3 At 83 CRI



PROJECT: _____

TYPE: _____



Dimensions and values shown are nominal. Spectrum Lighting continually works to improve products and reserves the right to make changes which may alter the performance or appearance of products.

4" ROUND DIRECT QUICK SHIP

FOCUSED ILLUMINATION / FIXTURE OPTIONS



STANDARD FINISHES

MW
MATTE WHITE

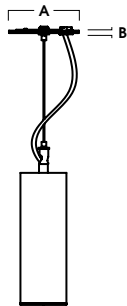


MB
MATTE BLACK



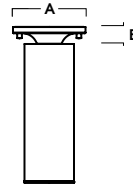
MOUNTING TYPES

CD
CORD / CABLE MOUNT



A	B
5.0	.25
127.0 mm	6.4 mm

SM
SURFACE MOUNT



A	B
5.8	1.4
147.3 mm	35.6 mm

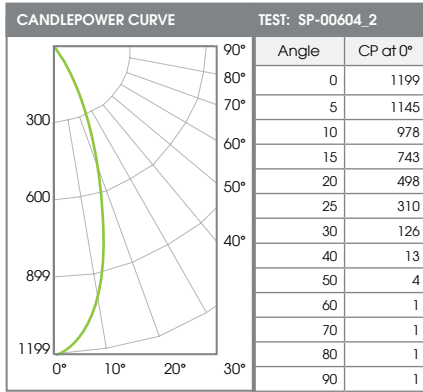
4" ROUND DIRECT QUICK SHIP

FOCUSED ILLUMINATION / PHOTOMETRIC DATA



C0411DXT-10LxxK-MDEX-NLxxMW

10L MEDIUM - 83 CRI



Beam Angle	Lumens	% of Total
0-10	104	20%
0-20	314	60%
0-30	468	90%
0-40	507	97%
0-60	516	99%
0-80	520	100%
0-90	522	100%
Total Lumens	522	100%

Mounting Height*	FC at Center	Diameter of Beam**	FC at Beam**
5.5'	40	3.7'	18
6.5'	28	4.3'	13
7.5'	21	5.0'	10
8.5'	17	5.7'	7
10.0'	12	6.7'	5
12.0'	8	8.0'	4
14.0'	6	9.3'	3
16.0'	5	10.7'	2

* From aperture to horizontal surface below.
** At IESNA defined Beam Angle, to 50% Max. CP.

Delivered Lumens: 522 CP @ 0° (Nadir): 1199 Spacing Ratio: 0.6
 Luminaire Watts: 9.1 Beam Angle: 36.9°
 LER: 57 CRI: 83