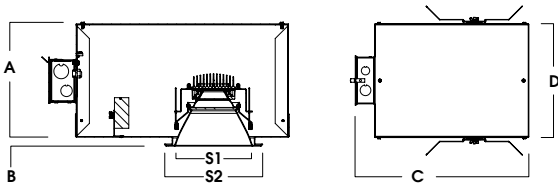

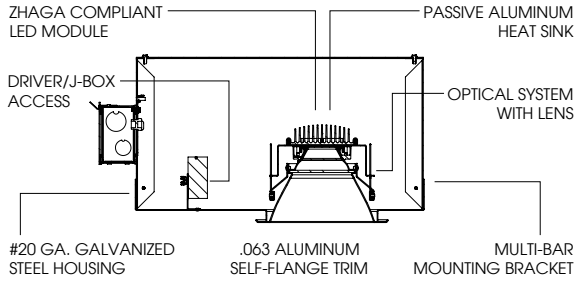


4" ROUND LED IC DOWNLIGHT

OS SERIES / 3000 LUMENS MAX



A	B	C	D	S1	S2
8.7	.625	18.3	12.1	4.0	5.4
221.0 mm	15.9 mm	464.8 mm	307.3 mm	101.6 mm	137.2 mm

SGICE4LEDOS - TRIM FLANGE / IC RATED

APPLICATION

4" LED Recessed open aperture downlight for Insulated Ceiling installations for general downlighting.

FEATURES

Two-stage optical system for smooth light distribution. Zhaga International Standard LED module for ease of maintenance and replacement. Shallow plenum design. Tool-less LED module, driver and J-Box access. Multi-Bar mounting brackets. BH27 Standard mounting bars included. Posi-lock trim retention torsion springs. Integral 0.625" collar.

TRIM FINISH

A variety of architectural powdercoat and anodized finishes are available. Matte white flange is standard.

ELECTRONICS

LED module features high brightness white Osram LEDs. 3-step MacAdam Ellipse binning and CRI 84 minimum. Full range of electronic 120V/277V and dimming drivers.

CONSTRUCTION

Housing/frame constructed of #20 ga. galvanized steel to resist corrosion. Self-flanged one piece trim spun from 0.063" thick high purity aluminum and finished to specification. Passive machined aluminum heatsink.

CODE COMPLIANCE

BAA Compliant. IC rated. ETL certified to meet US and Canadian standards. Suitable for dry or damp locations. Optional Wet location. LM79/LM80/TM21 data available. Manufactured and tested to UL standards No. 1598/8750.

WATTAGE / LUMENS DATA		
PART NUMBER	SOURCE LUMENS ¹	SYSTEM WATTS
SGICE4LEDOS10L	1100	11
SGICE4LEDOS15L	1500	13
SGICE4LEDOS20L	2000	20
SGICE4LEDOS30L	3000	28

SERIES	LUMENS ¹	CCT	DRIVER / VOLTAGE ²	OPTIONS ³	TRIM	FINISH	TRIM OPTIONS	
SGICE4LEDOS	10L	1100 Lm	27K 2700K	E Electronic Driver	1 120V 2 277V	AR4223OS	MW ⁶ Matte White MB Matte Black SG Semi-Diffuse HZ Haze Full Diffuse PT Platinum Silver BZ Bronze OB Oil Rubbed Bronze CH Charcoal AS Anodic Sapphire AN Anodic Natural AC Anodic Champagne AZ Anodic Bronze AK Anodic Black AM Anodic Malachite SN Sun Gold CO Copper Metallic GH Graphite CC ⁹ Custom Color	
	15L	1500 Lm	30K 3000K	DS10_ 10%, 0-10V				BH27 ⁴ 27" Solid Bars
	20L	2000 Lm	35K 3500K	DO10_ 1%, 0-10V	H12 12" - 24" Expandable Bars			GL Clear Glass Lens
	30L	3000 Lm	40K 4000K	DS2W1 1%, ELV/MLV, 120V DLTE1 1% Lutron® 2-Wire Forward Phase, 120V DL3E 1% Lutron® EcoSystem®, Fade EL10_ 1%, eldoLED ED01_ 0.1%, eldoLED DALI DALI Control	H06 6" - 12" Expandable Bars CB24 24" C-Channel Bars FS Fusing EB Black Housing CR Corrosion Resistant PR ⁵ Deep Ceiling Extension GR Goof Ring ZIG ⁶ ZigBee Module BLU ⁶ Bluetooth LE EMRM ⁷ Remote EM Battery Pack CCEA Chicago Ceiling Plenum Rated AMB Anti-Microbial Finish			FG Frosted Glass Lens GS Gasket WL Wet Location PF ¹¹ Polished Flange AMB Anti-Microbial Finish

EXAMPLE: SGICE4LEDOS20L35KE1/AR4223OSSGSO

NOTES:
1 Nominal Source Lumens at 35K 2 Contact Factory for Additional Options 3 See Product Options Page for Details 4 Standard Bar Hangers 5 Contact Factory 6 Order DS101/2 When Specifying ZIG or BLU
7 EM Will Not be Accessible Through Fixture 8 Standard Finish 9 Contact Factory for Special Finishes 10 Standard Lens 11 Flange and Reflector Same Finish



PROJECT: _____
TYPE: _____



Dimensions and values shown are nominal. Spectrum Lighting continually works to improve products and reserves the right to make changes which may alter the performance or appearance of products.