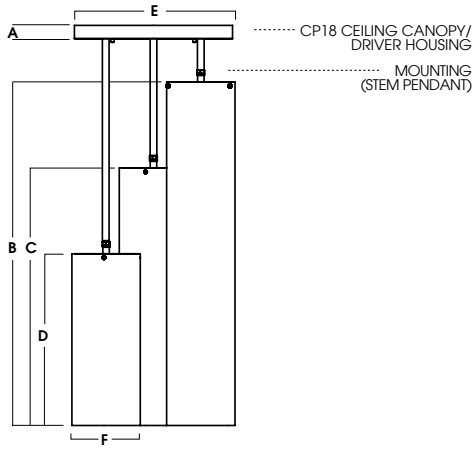




CYLINDRO CHANDELIER

GV SERIES / 3x2700 LUMENS



A	B	C	D	E	F
1.6	40.0	30.0	20.0	18.4	8.0
40.6 mm	1016 mm	762 mm	508 mm	467.4 mm	203.2 mm

PROJECT: _____
 QUANTITY: _____ TYPE: _____

3XCZY0830RDFALDGV

APPLICATION

Cylindro 8" Pendant cluster features a clean design with a 3 luminaire grouping. 18" diameter central canopy with adjustable cord lengths for ease of installation.

FEATURES

Fixtures are designed and manufactured in our factory. Cylindro series acrylic pendant are fabricated from opal acrylic. LED module is upgradable for ease of maintenance. Electronic LED Driver in canopy for thermal management. A variety of finishes and mounting is available.

FINISH

Multi-stage polyester powder-coat process applied on our dedicated paint lines. See mounting and color pages for standard finishes.

ELECTRONICS

GV LED system features high brightness white Samsung LED's. 3 step MacAdam Ellipse binning. Standard CRI: 85+. Higher CRI, R9 and custom LED configurations are available; consult factory. Variety of electronic 120V/277V and dimming drivers.

CONSTRUCTION

Fixtures constructed of machined and formed aluminum and opal acrylic. Carbon gasket for optimal thermal management.

CODE COMPLIANCE

BAA Compliant. ETL listed for damp locations. Manufactured and tested to UL standards No. 1598/8750.

WATTAGE / LUMENS DATA		
PART NUMBER	SOURCE LUMENS ¹	SYSTEM WATTS
3XCZY0830RDFALDGV15L	4500	27
3XCZY0830RDFALDGV27L	8100	48

SERIES	LUMENS ¹	CCT	DRIVER / DIMMING ²	MOUNTING ³	OPTIONS ⁵	FINISH ⁷
3XCZY0830RDFALDGV	15L 1500 Lm 27L 2700 Lm	27K 2700K 30K 3000K 35K 3500K 40K 4000K	EX Electronic Driver, 120V/277V DS10X 10% 0-10V Dimming, 120V/277V DO10X 1% 0-10V Dimming, 120V/277V DS2W1 2 Wire Phase Dimming, 120V	CP18 ⁴ Driver Housing / Ceiling Canopy	CM3X ⁶ Cord Mounting Adjustable Length PM3X ⁶ Pendant Mount	MW ⁸ Matte White MB ⁸ Matte Black PT ⁸ Platinum TW Textured White TB Textured Black MT Textured Silver BZ Bronze OB Oil Rubbed Bronze CH Charcoal GH Graphite AC Champagne SN Sun Gold BR Brecchia Rust AN Anodic Natural CO Copper Metallic CC Custom Color

EXAMPLE: 3XCZY0830RDFALDGV15L30KEXCP18CMX36MW

NOTES:
 1 Nominal Source Lumens at 3500K 2 Contact Factory for Additional Options 3 See Mounting Page for Details on Components and Finishes 4 Required for Driver
 5 See Product Options Page for Details 6 Specify Length in Inches: See Mounting Page for Available Lengths 7 Contact Factory for Special Finishes 8 Standard Finishes



COLOR OPTIONS - POWDER COAT PAINT FINISHES

NOTE: NO PRINTED IMAGE CAN EQUAL THE EXACT COLOR OF FINISH ON METAL.
SEE INDIVIDUAL SPECIFICATION SHEETS OR CONSULT FACTORY FOR ADDITIONAL INFORMATION.



STANDARD CORD / STEM / CANOPY FINISHES

FIXTURE COLOR	STANDARD CORD COLOR	STANDARD CANOPY / STEM COLOR
Matte White, Textured White	Matte White	Matte White
Gloss White	Matte White	Gloss White
Matte Black, Gloss Black, Textured Black	Matte Black	Matte Black
All Others	Matte Black	Same Color as Fixture
Custom Color	Contact Factory	Contact Factory

PAINT TIMES


TIER	COST	AVERAGE PAINT TIME*
Tier 1 - Standard Finishes	\$	⓪
Tier 2 - Typical Finishes	\$\$	⓪⓪
Tier 3 - Special Metal Finishes	\$\$\$	⓪⓪⓪
Custom Color	Contact Factory	Contact Factory

*CONTACT FACTORY FOR SPECIFIC PRODUCT LEAD TIMES


TIER 1 - STANDARD FINISHES



TIER 2 - TYPICAL FINISHES



TIER 3 - SPECIAL METAL FINISHES



CUSTOM COLOR FINISHES

CONTACT FACTORY

CC
Custom Color



*UNAVAILABLE FOR WET LOCATION

**UNAVAILABLE FOR INTERIOR

