16" PRISMATIC

DCH SERIES

LUMEN MAX
HIGH BAY LUMINAIRES

PRDCH16SGV

APPLICATION

16" Lumen Max GV series designed for performance high and mid level ceiling illumination. Prismatic refractor provides horizontal and vertical distribution. Shallow design fits a variety of applications.

FEATURES

Shallow surface or pendant (DCH) for lower ceiling heights and wide distribution. Single-stage optical system for smooth light distribution. 80 CRI minimum. Consult factory for high CRI or special applications. LED module and driver designed for ease of maintenance and replacement. Posi-lock refractor retention ring will absorb shocks and impact. Optional safety cable. Variety of optical lenses and mounting methods.

FINISH

Multi-stage polyester powder-coat process applied on our dedicated paint lines. A wide variety of standard and custom finishes are available. All exposed materials are chromate pretreated to resist corrosion.

ELECTRONICS

GV LED system features high brightness white Samsung LED's. 3-step MacAdam Ellipse binning. Standard CRI: 80+. Higher CRI, R9 and custom LED configurations are available, consult factory.

CONSTRUCTION

Housing constructed of extruded and machined aluminum to resist corrosion. Graphite gasket for optimal thermal management. Die-cast aluminum heat sink. Refractor made of cast UV stabilized acrylic.

CODE COMPLIANCE

BAA compliant. ETL certified to meet US and Canadian standards. Suitable for dry or damp locations. Manufactured and tested to UL standards No. 1598/8750.

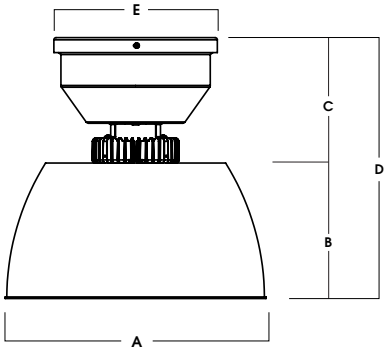

A	B	C	D	E
16.4 416.6 mm	7.9 200.7 mm	8.5 215.9 mm	16.4 416.6 mm	16.3 414.0 mm

LUMENS / WATTAGE DATA				
PART NUMBER	SOURCE LUMENS[1]	DELIVERED LUMENS[2]	SYSTEM WATTS	LPW
PRDCH16SGV15L	1500	1438	10	144
PRDCH16SGV27L	2700	2510	18	139
PRDCH16SGV37L	3700	3682	26	142
PRDCH16SGV55L	5500	5423	39	139

SERIES	LUMENS[1]		CCT		DRIVER / DIMMING[3]		OPTIONS[4]		MOUNTING[5]		REFRACTOR		DIFFUSER OPTIONS				FINISH[11]	
PRDCH16SGV	**15L**	1500 Lm	**27K**	2700K	**EX**	Electronic Driver, 120V/277V	**FS**	Fusing	**HM**[6]	Hang Straight	**SR16**	16" Clear	DOOR		LENS		**MW**[12]	Matte White
	27L	2700 Lm	**30K**	3000K			**E347**	347V Driver	**AT**[6]	Hang Straight All Thread			**DR16D**[10]	16" Spun Door	**CNFR**	Conical Frosted Lens	**MB**[12]	Matte Black
	37L	3700 Lm	**35K**	3500K	**DS10X**	10% 0-10V, 120V/277V	**SC1**	Safety Cable	**PM**[6]	Rigid Pendant			**BC16**	16" Band Clamp	**CN**	Conical Lens	**PT**[12]	Platinum Silver
	55L	5500 Lm	**40K**	4000K	**DO10X**	1% 0-10V, 120V/277V	**SC2**	Safety Cable, Reflector to Door	**CD**[6]	Cord / Cable Mount					**DL**	Drop Lens	**CC**	Custom Color
			50K	5000K					**SM**	Surface Mount					**FO**	White Optical Acrylic	See Page 7 for Full Range of Color Options (83-90081)	
									HC[6/7/8]	Hook & Cord					**PP**	Prismatic Polycarbonate		
									NM2[7/8/9]	½" NPT Hub					**PC**	Clear Polycarbonate		
									NM3[7/8/9]	¾" NPT Hub					**WAG16**	16" Wire Guard		
									EMERGENCY BATTERY OPTIONS									
									EMCR	10W Canopy Mounted EM								
									EMRM	7W Remote EM								
									EMEN	7W Remote with Enclosure								

EXAMPLE: PRDCH16SGV15L27KEX/SM/SR16/MW

NOTES:
1 Nominal Source Lumens at Any CCT **2** Nominal Delivered Lumens at 35K **3** Contact Factory for Additional Options **4** See Product Options Page for Details **5** See Mounting Page for Details on Components and Finishes **6** Specify Length in Inches: See Mounting Page for Available Lengths **7** Mounting Supplied by Others **8** Not Available with EMCR **9** 12" Leads Unless Specified **10** Same Finish as Housing **11** See Color Page for More Options/ Consult Factory for Special Finishes **12** Standard Finishes

Spectrum Lighting

PROJECT:

QUANTITY: TYPE:

Dimensions and values shown are nominal. Spectrum Lighting continually works to improve products and reserves the right to make changes which may alter the performance or appearance of products.

16" PRISMATIC

DCH SERIES / FIXTURE OPTIONS

LUMEN MAX
HIGH BAY LUMINAIRES

STANDARD FINISHES

MW
MATTE WHITE

MB
MATTE BLACK

PT
PLATINUM SILVER

MOUNTING TYPES

HM / AT / PM
HANG STRAIGHT / ALL THREAD / PENDANT

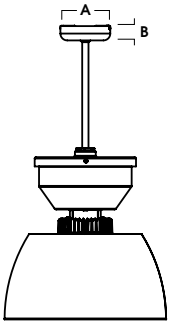

A	B
5.4 137.2 mm	2.5 63.5 mm

CD
CORD / CABLE MOUNT

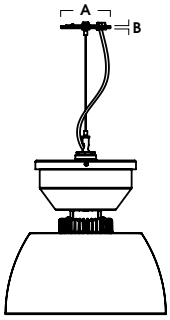

A	B
5.0 127.0 mm	.25 6.4 mm

HC
HOOK CORD

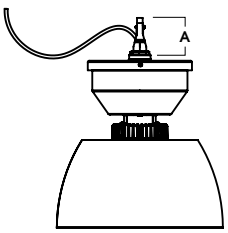

A
4.2 106.7 mm

NM
NO MOUNT

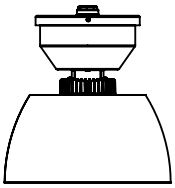

Spectrum Lighting

16" PRISMATIC

DCH SERIES / PHOTOMETRIC DATA

LUMEN MAX
HIGH BAY LUMINAIRES

PRDCH16SLEDGV-55L35K-EX-xx-SR16-PC-MW

CANDLEPOWER CURVE

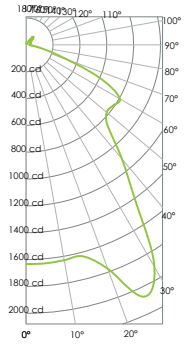

Delivered Lumens: 4,973
Luminaire Watts: 39
LER: 127.51

INTENSITY

	0.00°
0.00°	1,633
20.00°	1,775
40.00°	1,108
60.00°	804
80.00°	68
90.00°	23
100.00°	27
110.00°	33
120.00°	42
140.00°	77
160.00°	8
180.00°	10

CP at 0deg (Nadir): 1,633
CRI: 80

ZONAL LUMENS

0° - 10°	187	4%
0° - 20°	664	13%
0° - 30°	1,580	32%
0° - 40°	2,473	50%
0° - 60°	3,877	78%
0° - 80°	4,661	94%
0° - 90°	4,698	94%
Total	4,973	100%

SINGLE UNIT: PERFORMANCE
INITIAL FOOTCANDLES
BASED ON IES BEAM ANGLE

Mounting Height AFF	FC at Center on Floor
8.0 '	26 fc
10.0 '	16 fc
12.0 '	11 fc
14.0 '	8 fc
16.0 '	6 fc
20.0 '	4 fc
24.0 '	3 fc
28.0 '	2 fc

MULTIPLE UNITS: PERFORMANCE
80/50/20% REFLECTANCES
INITIAL FOOTCANDLES AND WATTS PER SQUARE FOOT

Ceiling Height	Fixture Spacing	RCR 1		RCR 3	
		FC +	W/Sq. Ft.	FC +	W/Sq. Ft.
17'	16' *	19	0.14	11	0.11
21'	18' **	17	0.13	13	0.13
25'	20' ***	13	0.10	8	0.08
Delivered Illuminance Rating: (DIR)		129 FC per W/Sq. Ft.		101 FC per W/Sq. Ft.	

3' Suspension Length
Square rooms used for multiple units:
- RCR 1: Length & Width = Ceiling Ht. - 5.5' x 10.00
- RCR 3: Length & Width = Ceiling Ht. - 5.5' x 3.33

+ Average Footcandles at 2.5' Above Floor
* Exceeds spacing criteria by 2%
** Exceeds spacing criteria by -15%
*** Exceeds spacing criteria by -25%

Lamp Multiplier: 15L x 0.27, 27L x 0.46, 37L x 0.68
CCT Multiplier: 50K x 1.06, 40K x 1.03, 30K x 0.985, 27K x 0.971

PRDCH16SLEDGV-55L35K-EX-xx-SR16-DL-MW

CANDLEPOWER CURVE

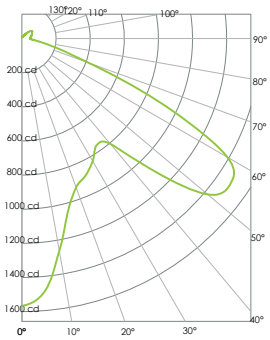

Delivered Lumens: 5,033
Luminaire Watts: 39
LER: 129.05

INTENSITY

	0.00°
0.00°	1,567
20.00°	928
40.00°	806
60.00°	1,390
80.00°	103
90.00°	47
100.00°	53
110.00°	62
120.00°	68
140.00°	39
160.00°	10
180.00°	14

CP at 0deg (Nadir): 1,567
CRI: 80

ZONAL LUMENS

0° - 10°	163	3%
0° - 20°	468	9%
0° - 30°	879	17%
0° - 40°	1,365	27%
0° - 60°	3,533	70%
0° - 80°	4,635	92%
0° - 90°	4,702	93%
Total	5,033	100%

SINGLE UNIT: PERFORMANCE
INITIAL FOOTCANDLES
BASED ON IES BEAM ANGLE

Mounting Height AFF	FC at Center on Floor
8.0 '	24 fc
10.0 '	16 fc
12.0 '	11 fc
14.0 '	8 fc
16.0 '	6 fc
20.0 '	4 fc
24.0 '	3 fc
28.0 '	2 fc

MULTIPLE UNITS: PERFORMANCE
80/50/20% REFLECTANCES
INITIAL FOOTCANDLES AND WATTS PER SQUARE FOOT

Ceiling Height	Fixture Spacing	RCR 3		RCR 5	
		FC +	W/Sq. Ft.	FC +	W/Sq. Ft.
17'	8' *	62	0.66	47	0.66
21'	10' **	34	0.37	26	0.37
25'	12' ***	22	0.23	16	0.23
Delivered Illuminance Rating: (DIR)		94 FC per W/Sq. Ft.		71 FC per W/Sq. Ft.	

3' Suspension Length
Square rooms used for multiple units:
- RCR 3: Length & Width = Ceiling Ht. - 5.5' x 3.33
- RCR 5: Length & Width = Ceiling Ht. - 5.5' x 2.00

+ Average Footcandles at 2.5' Above Floor
* Exceeds spacing criteria by -2%
** Exceeds spacing criteria by -9%
*** Exceeds spacing criteria by -13%

Lamp Multiplier: 15L x 0.27, 27L x 0.46, 37L x 0.68
CCT Multiplier: 50K x 1.06, 40K x 1.03, 30K x 0.985, 27K x 0.971

PRDCH16SLEDGV-55L35K-EX-xx-SR16-PP-MW

CANDLEPOWER CURVE

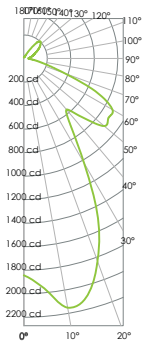

Delivered Lumens: 4,981
Luminaire Watts: 39
LER: 127.72

INTENSITY

	0.00°
0.00°	1,844
20.00°	1,834
40.00°	568
60.00°	871
80.00°	108
90.00°	39
100.00°	58
110.00°	90
120.00°	135
140.00°	179
160.00°	9
180.00°	9

CP at 0deg (Nadir): 1,844
CRI: 80

ZONAL LUMENS

0° - 10°	232	5%
0° - 20°	808	16%
0° - 30°	1,476	30%
0° - 40°	1,933	39%
0° - 60°	3,286	66%
0° - 80°	4,178	84%
0° - 90°	4,242	85%
Total	4,981	100%

SINGLE UNIT: PERFORMANCE
INITIAL FOOTCANDLES
BASED ON IES BEAM ANGLE

Mounting Height AFF	FC at Center on Floor
8.0 '	29 fc
10.0 '	18 fc
12.0 '	13 fc
14.0 '	9 fc
16.0 '	7 fc
20.0 '	5 fc
24.0 '	3 fc
28.0 '	2 fc

MULTIPLE UNITS: PERFORMANCE
80/50/20% REFLECTANCES
INITIAL FOOTCANDLES AND WATTS PER SQUARE FOOT

Ceiling Height	Fixture Spacing	RCR 1		RCR 3	
		FC +	W/Sq. Ft.	FC +	W/Sq. Ft.
17'	12' *	36	0.29	23	0.24
21'	14' **	24	0.20	22	0.23
25'	16' ***	18	0.15	14	0.15
Delivered Illuminance Rating: (DIR)		124 FC per W/Sq. Ft.		95 FC per W/Sq. Ft.	

3' Suspension Length
Square rooms used for multiple units:
- RCR 1: Length & Width = Ceiling Ht. - 5.5' x 10.00
- RCR 3: Length & Width = Ceiling Ht. - 5.5' x 3.33

+ Average Footcandles at 2.5' Above Floor
* Exceeds spacing criteria by 2%
** Exceeds spacing criteria by -11%
*** Exceeds spacing criteria by -20%

Lamp Multiplier: 15L x 0.27, 27L x 0.46, 37L x 0.68
CCT Multiplier: 50K x 1.06, 40K x 1.03, 30K x 0.985, 27K x 0.971

16" PRISMATIC

DCH SERIES / PHOTOMETRIC DATA

LUMEN MAX
HIGH BAY LUMINAIRES

PRDCH16SLEDGV-55L35K-EX-xx-SR16-FO-MW

CANDLEPOWER CURVE

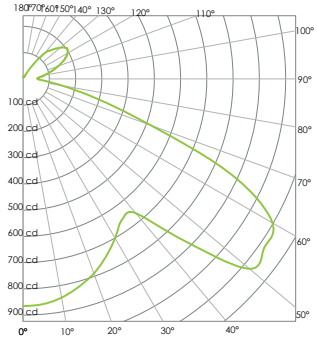

Delivered Lumens: 4,890
Luminaire Watts: 39
LER: 125.38

INTENSITY

	0.00°
0.00°	865
20.00°	789
40.00°	668
60.00°	1,097
80.00°	155
90.00°	55
100.00°	85
110.00°	143
120.00°	196
140.00°	127
160.00°	6
180.00°	9

CP at 0deg (Nadir): 865
CRI: 80

ZONAL LUMENS

0° - 10°	98	2%
0° - 20°	328	7%
0° - 30°	669	14%
0° - 40°	1,087	22%
0° - 60°	2,793	57%
0° - 80°	3,955	81%
0° - 90°	4,050	83%
Total	4,890	100%

SINGLE UNIT: PERFORMANCE
INITIAL FOOTCANDLES
BASED ON IES BEAM ANGLE

Mounting Height AFF	FC at Center on Floor
8.0 '	14 fc
10.0 '	9 fc
12.0 '	6 fc
14.0 '	4 fc
16.0 '	3 fc
20.0 '	2 fc
24.0 '	2 fc
28.0 '	1 fc

MULTIPLE UNITS: PERFORMANCE
80/50/20% REFLECTANCES
INITIAL FOOTCANDLES AND WATTS PER SQUARE FOOT

Ceiling Height	Fixture Spacing	RCR 1		RCR 3	
		FC +	W/Sq. Ft.	FC +	W/Sq. Ft.
17'	16' *	17	0.14	9	0.11
21'	18' **	15	0.13	11	0.13
25'	20' ***	12	0.10	7	0.08
Delivered Illuminance Rating: (DIR)		118 FC per W/Sq. Ft.		86 FC per W/Sq. Ft.	

3' Suspension Length
Square rooms used for multiple units:
- RCR 1: Length & Width = Ceiling Ht. - 5.5' x 10.00
- RCR 3: Length & Width = Ceiling Ht. - 5.5' x 3.33

+ Average Footcandles at 2.5' Above Floor
* Exceeds spacing criteria by 16%
** Exceeds spacing criteria by -3%
*** Exceeds spacing criteria by -15%

Lamp Multiplier: 15L x 0.27, 27L x 0.46, 37L x 0.68
CCT Multiplier: 50K x 1.06, 40K x 1.03, 30K x 0.985, 27K x 0.971

PRDCH16SLEDGV-55L35K-EX-xx-SR16-NL-MW

CANDLEPOWER CURVE

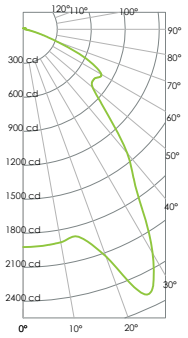

Delivered Lumens: 5,442
Luminaire Watts: 39
LER: 139.54

INTENSITY

	0.00°
0.00°	1,922
20.00°	2,133
40.00°	1,428
60.00°	795
80.00°	55
90.00°	17
100.00°	21
110.00°	22
120.00°	16
140.00°	15
160.00°	8
180.00°	11

CP at 0deg (Nadir): 1,922
CRI: 80

ZONAL LUMENS

0° - 10°	220	4%
0° - 20°	781	14%
0° - 30°	1,905	35%
0° - 40°	3,024	56%
0° - 60°	4,549	84%
0° - 80°	5,300	97%
0° - 90°	5,332	98%
Total	5,442	100%

SINGLE UNIT: PERFORMANCE
INITIAL FOOTCANDLES
BASED ON IES BEAM ANGLE

Mounting Height AFF	FC at Center on Floor
8.0 '	30 fc
10.0 '	19 fc
12.0 '	13 fc
14.0 '	10 fc
16.0 '	8 fc
20.0 '	5 fc
24.0 '	3 fc
28.0 '	2 fc

MULTIPLE UNITS: PERFORMANCE
80/50/20% REFLECTANCES
INITIAL FOOTCANDLES AND WATTS PER SQUARE FOOT

Ceiling Height	Fixture Spacing	RCR 1		RCR 3	
		FC +	W/Sq. Ft.	FC +	W/Sq. Ft.
17'	18' *	15	0.11	12	0.11
21'	22' **	11	0.08	7	0.06
25'	24' ***	9	0.07	9	0.08
Delivered Illuminance Rating: (DIR)		143 FC per W/Sq. Ft.		113 FC per W/Sq. Ft.	

3' Suspension Length
Square rooms used for multiple units:
- RCR 1: Length & Width = Ceiling Ht. - 5.5' x 10.00
- RCR 3: Length & Width = Ceiling Ht. - 5.5' x 3.33

+ Average Footcandles at 2.5' Above Floor
* Exceeds spacing criteria by 12%
** Exceeds spacing criteria by 1%
*** Exceeds spacing criteria by -12%

Lamp Multiplier: 15L x 0.27, 27L x 0.46, 37L x 0.68
CCT Multiplier: 50K x 1.06, 40K x 1.03, 30K x 0.985, 27K x 0.971

PRDCH16SLEDGV-55L35K-EX-xx-SR16-CNFR-MW

CANDLEPOWER CURVE

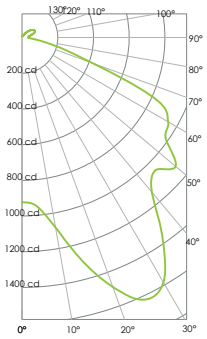

Delivered Lumens: 5,126
Luminaire Watts: 39
LER: 131.44

INTENSITY

	0.00°
0.00°	922
20.00°	1,487
40.00°	1,131
60.00°	945
80.00°	101
90.00°	35
100.00°	41
110.00°	70
120.00°	79
140.00°	36
160.00°	7
180.00°	11

CP at 0deg (Nadir): 922
CRI: 80

ZONAL LUMENS

0° - 10°	117	2%
0° - 20°	500	10%
0° - 30°	1,227	24%
0° - 40°	2,054	40%
0° - 60°	3,804	74%
0° - 80°	4,730	92%
0° - 90°	4,787	93%
Total	5,126	100%

SINGLE UNIT: PERFORMANCE
INITIAL FOOTCANDLES
BASED ON IES BEAM ANGLE

Mounting Height AFF	FC at Center on Floor
8.0 '	14 fc
10.0 '	9 fc
12.0 '	6 fc
14.0 '	5 fc
16.0 '	4 fc
20.0 '	2 fc
24.0 '	2 fc
28.0 '	1 fc

MULTIPLE UNITS: PERFORMANCE
80/50/20% REFLECTANCES
INITIAL FOOTCANDLES AND WATTS PER SQUARE FOOT

Ceiling Height	Fixture Spacing	RCR 1		RCR 3	
		FC +	W/Sq. Ft.	FC +	W/Sq. Ft.
17'	20' *	14	0.11	11	0.11
21'	24' **	8	0.06	6	0.06
25'	28' ***	7	0.05	4	0.04
Delivered Illuminance Rating: (DIR)		131 FC per W/Sq. Ft.		100 FC per W/Sq. Ft.	

3' Suspension Length
Square rooms used for multiple units:
- RCR 1: Length & Width = Ceiling Ht. - 5.5' x 10.00
- RCR 3: Length & Width = Ceiling Ht. - 5.5' x 3.33

+ Average Footcandles at 2.5' Above Floor
* Exceeds spacing criteria by -2%
** Exceeds spacing criteria by -13%
*** Exceeds spacing criteria by -19%

Lamp Multiplier: 15L x 0.27, 27L x 0.46, 37L x 0.68
CCT Multiplier: 50K x 1.06, 40K x 1.03, 30K x 0.985, 27K x 0.971

Spectrum Lighting

16" PRISMATIC

DCH SERIES / PHOTOMETRIC DATA

PRDCH16SLEDGV-55L35K-EX-xx-SR16-CN-MW

CANDLEPOWER CURVE

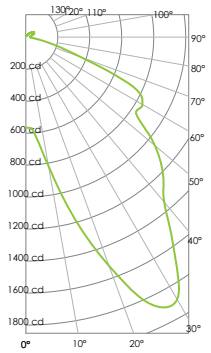

Delivered Lumens: 5,064
Luminaire Watts: 39
LER: 129.85

INTENSITY

	0.00°
0.00°	565
20.00°	1,522
40.00°	1,346
60.00°	842
80.00°	76
90.00°	29
100.00°	31
110.00°	50
120.00°	59
140.00°	26
160.00°	7
180.00°	10

CP at 0deg (Nadir): 565
CRI: 80

ZONAL LUMENS

0° - 10°	83	2%
0° - 20°	446	9%
0° - 30°	1,288	25%
0° - 40°	2,262	45%
0° - 60°	3,961	78%
0° - 80°	4,772	94%
0° - 90°	4,813	95%
Total	5,064	100%

SINGLE UNIT: PERFORMANCE

INITIAL FOOTCANDLES
BASED ON IES BEAM ANGLE

Mounting Height AFF	FC at Center on Floor
8.0 '	9 fc
10.0 '	6 fc
12.0 '	4 fc
14.0 '	3 fc
16.0 '	2 fc
20.0 '	1 fc
24.0 '	1 fc
28.0 '	1 fc

MULTIPLE UNITS: PERFORMANCE

80/50/20% REFLECTANCES
INITIAL FOOTCANDLES AND WATTS PER SQUARE FOOT

Ceiling Height	Fixture Spacing	RCR 1		RCR 3	
		FC +	W/Sq. Ft.	FC +	W/Sq. Ft.
17'	20' *	14	0.11	11	0.11
21'	24' **	8	0.06	6	0.06
25'	28' ***	7	0.05	4	0.04
Delivered Illuminance Rating: (DIR)		131 FC per W/Sq. Ft.		101 FC per W/Sq. Ft.	

3' Suspension Length
Square rooms used for multiple units:
- RCR 1: Length & Width = Ceiling Ht. - 5.5' x 10.00
- RCR 3: Length & Width = Ceiling Ht. - 5.5' x 3.33

\+ Average Footcandles at 2.5' Above Floor
* Exceeds spacing criteria by -26%
** Exceeds spacing criteria by -34%
*** Exceeds spacing criteria by -39%

Lamp Multiplier: 15L x 0.27, 27L x 0.46, 37L x 0.68
CCT Multiplier: 50K x 1.06, 40K x 1.03, 30K x 0.985, 27K x 0.971

MOUNTING & ACCESSORIES

SOME OPTIONS NOT AVAILABLE ON ALL FIXTURES, CONSULT SPECIFICATION SHEETS. SEE INDIVIDUAL SPECIFICATION SHEETS OR CONSULT FACTORY FOR ADDITIONAL INFORMATION.
NOTE: THIS IS TYPICAL OF LUMEN MAX SPECIFICATION FOR PENDANT MOUNTING. INDIVIDUAL FIXTURES OR PROJECTS MAY HAVE SPECIALIZED REQUIREMENTS.

LUMEN MAX
HIGH BAY LUMINAIRES

MOUNTING TYPES

HM*
HANG STRAIGHT
45° SWIVEL 5/8" OD STEM - 3/8" IP

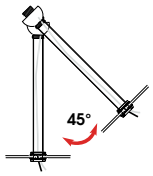

ORDER: **HM** (Length)
SPECIFY LENGTH:
HM3 - 3" **HM24 -** 24"
HM6 - 6" **HM36 -** 36"
HM12 - 12" **HM48 -** 48"
HM18 - 18" **HM72 -** 72"
HMLC(XX)
Custom Length
(Specify in Inches)

PM*
RIDGID PENDANT MOUNT
RIGID 5/8" OD STEM - 3/8" IP

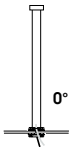

ORDER: **PM** (Length)
SPECIFY LENGTH:
PM3 - 3" **PM24 -** 24"
PM6 - 6" **PM36 -** 36"
PM12 - 12" **PM48 -** 48"
PM18 - 18" **PM72 -** 72"
PMLC(XX)
Custom Length
(Specify in Inches)

AT**
HANG STRAIGHT ALL THREAD
45° SWIVEL 5/8" OD STEM - 1/4" IP

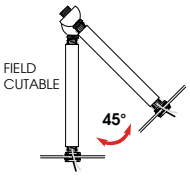

ORDER: **AT** (Length)
SPECIFY LENGTH:
AT12 - 12"
AT24 - 24"
AT36 - 36"

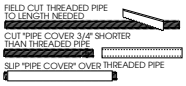

*MAXIMUM ONE PIECE STEM LENGTH IS 72". **MAXIMUM ONE PIECE STEM LENGTH IS 36".
LONGER LENGTHS ARE POSSIBLE USING MULTIPLE STEMS AND COUPLERS.

CD
CORD / CABLE MOUNT
SJ CORD WITH 1/16 SS CABLE

ORDER: **CD** (Length)
SPECIFY LENGTH:
CD36 - 36"
CD72 - 72"
CD144 - 144"
CDLC(XX)
Custom Length
(Specify in Inches)

HC
HOOK & CORD
FOR INDEPENDENT MOUNTING

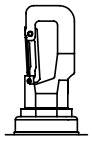

ORDER: **HC**

EMERGENCY BATTERY OPTIONS

EMCR - LARGE DRIVER CANOPY FOR 10W EMERGENCY BATTERY

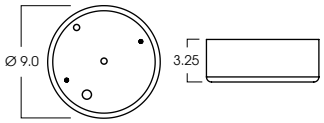

REMOTE EMERGENCY BATTERY OPTIONS

EMRM* - 7W REMOTE EMERGENCY BATTERY (50' MAX)

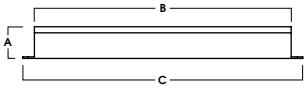

A	B	C
1.3	12.6	13.0

EMEN* - 7W REMOTE EMERGENCY BATTERY WITH ENCLOSURE (50' MAX)

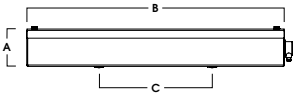

A	B	C
2.0	17.0	6.2

*OTHER EM BATTERY SIZES AVAILABLE, CONSULT FACTORY

ADDITIONS

FS - FUSING

Slow blow type fuse protects fixture against voltage surges. Factory installed.

LSP10 - SM - SURGE PROTECTOR

Surge protector absorbs transient electrical spikes and protects fixtures and electronics 120/277v. Re-sets after surge. Factory Installed.

SAFETY CABLE OPTIONS

SC1 - SAFETY CABLE

1/16" stainless steel safety cable for added support. Standard kit is 18" and double barrel locks are provided. Approved for California seismic requirements.
Rated at 50 lbs.

SC2 - SAFETY CABLE

1/16" Stainless steel cable holds door to fixture

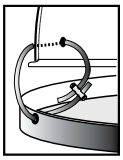

Spectrum Lighting

COLOR OPTIONS - POWDER COAT PAINT FINISHES

NOTE: NO PRINTED IMAGE CAN EQUAL THE EXACT COLOR OF FINISH ON METAL.
SEE INDIVIDUAL SPECIFICATION SHEETS OR CONSULT FACTORY FOR ADDITIONAL INFORMATION.

SPECTRUM
POWDER COAT COLORS

STANDARD CORD / STEM / CANOPY FINISHES

FIXTURE COLOR	STANDARD CORD COLOR	STANDARD CANOPY / STEM COLOR
Matte White, Textured White	Matte White	Matte White
Gloss White	Matte White	Gloss White
Matte Black, Gloss Black, Textured Black	Matte Black	Matte Black
All Others	Matte Black	Same Color as Fixture
Custom Color	Contact Factory	Contact Factory

PAINT TIMES

TIER	COST	AVERAGE PAINT TIME*
Tier 1 - Standard Finishes	$	🕒
Tier 2 - Typical Finishes	$$	🕒🕒
Custom Color	Contact Factory	Contact Factory

*CONTACT FACTORY FOR SPECIFIC PRODUCT LEAD TIMES

TIER 1 - STANDARD FINISHES

MW Matte White
GW Gloss White
PT Platinum Silver
MB Matte Black
GB Gloss Black
BZ Bronze

TIER 2 - TYPICAL FINISHES

TW Textured White
TB Textured Black
MT* Textured Silver
OB* Oil Rubbed Bronze
SN Sun Gold
CO Copper Metallic
BR Brecchia
GH Graphite
CH Charcoal
AL Almond
VE Verde Green

BL Blue Streak
RD Red Baron
OR Orange
CM Camel
PL Purple
PG Pub Green
TQ Turquoise
SF Sea Foam
PK Pink
AY Aero Yellow
EG Evergreen

LG Lime Green
LB Light Blue
BY Burgundy
AK Anodic Black
AM Anodic Malachite
AZ Anodic Bronze
AS Anodic Sapphire
AN Anodic Natural
AC Anodic Champagne

CUSTOM COLOR FINISHES

CONTACT FACTORY

CC
Custom Color

CC

*UNAVAILABLE FOR WET LOCATION

Spectrum Lighting