



STC 3" SURFACE LIGHT

EURO SERIES / 2000 LUMENS

spectrac
track lighting



STC3XT

APPLICATION

STC 3" Euro Series surface light for accent, display and general illumination.

FEATURES

Rounded surface mount tracklight accepts all Spectrac dimming and control options for clean design appearance. Front bezel accepts two accessories standard with three accessory option. Fixture rotates 359° and tilts/locks 45°. A variety of accessory lenses may be added. Passive cooled Zhaga compliant LED module. Quick twist LED optics for field adjustment.

FINISH

Multi-stage polyester powder-coat process applied on our dedicated paint lines. A wide variety of standard and custom finishes are available. All exposed materials are chromate pretreated to resist corrosion.

CONSTRUCTION

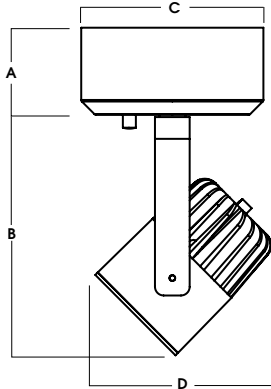
Spun, fabricated and extruded aluminum construction.

ELECTRONICS

LED system features Xicato LED module with proprietary phosphor technology that provides consistent, stable color with CCT control of +/- 100K over life of the module. Base CRI is 83 with 2 MacAdam Ellipse binning. High CRI is 98 with 1 MacAdam Ellipse binning. Variety of electronic 120V/277V and dimming drivers.

CODE COMPLIANCE

BAA Compliant. ETL certified to meet US and Canadian standards. Suitable for dry or damp locations. Manufactured and tested to UL standard No.1598/8750.



A	B	C	D
2.5	6.2	5.3	5.1
63.5 mm	157.5 mm	134.6 mm	129.5 mm

WATTAGE / LUMENS DATA

PART NUMBER	SOURCE LUMENS ¹	DELIVERED LUMENS ²	SYSTEM WATTS	LPW
STC3XT10L	1000	709	9.1	78
STC3XT13L	1300	956	13.0	74
STC3XT20L	2000	1470	21.7	68

SERIES	LUMENS ¹	CCT	BEAM	DRIVER / VOLTAGE ⁴	MOUNTING	FINISH ¹⁰	ACCESSORIES ¹²		
STC3XT	10L 1000 Lm 13L 1300 Lm 20L 2000 Lm	83 CRI	XN ³ 10° ND 26° MD 48° WD 60°	E Electronic Driver DS10_ 10% 0-10V Dimming DO10_ 1% 0-10V Dimming ED01_ .5 1% 0-10V Dimming DS2W1 ELV MLV 1% Phase Dimming, 120V Only DLTE1 ⁵ Lutron® 2-Wire Forward Phase (MLV), 120V DL3E_ .5 1%, Lutron® EcoSystem®, Fades to Black, 120V/277V DALI_ .5 DALI Control Dimming DMXS ⁶ DMX Standard Configuration DMXC ⁷ DMX Non-Standard Custom	1 120V 2 277V	RDC5 Round Driver Canopy SDC5 Square Driver Canopy CP13 Large Round Driver Canopy PM ⁸ Pendant Mount CQD ⁹ DMX Large Driver Canopy	MW ¹¹ Matte White MB ¹¹ Matte Black PT ¹¹ Platinum Silver TW Textured White TB Textured Black MT Textured Silver BZ Bronze OB Oil Rubbed Bronze CH Charcoal GH Graphite AC Champagne SN Sun Gold BR Brecchia Rust AN Anodic Natural CO Copper Metallic CC Custom Color	SO34 Solite Diffuse Lens FG34 Frosted Lens SK34 Skytex Linear LN ¹³ Clear Lens SN34 Snoot HL34 Hex Louver 3AC 3 Accessory	
									27HK 2700K
									30HK 3000K 35HK 3500K 40HK 4000K
			98 CRI						

EXAMPLE: STC3XT10L27KNDE1/RDC5/MW/SN34

NOTES:

1 Nominal Source Lumens at Any CCT 2 Nominal Delivered Lumens at 83 CRI at Any CCT With ND, No Lens 3 9mm, 13L Max, All XN Draw More Watts Than Other Optics; See Photometry 4 Contact Factory for Additional Options 5 CP13 Required 6 DMXS - Phoenix Connectors, Logarithmic Dimming, Requires DMX Signal to Turn On, 8-bit Network Resolution, Address of 1, Will Dim to Dark, See DMX Guide 7 DMXC - For Alternate Dim Curves, Addressing, Preset DMX Settings or Special Mounting, Contact quotes@speclight.com or Your Local Representative, See DMX Guide 8 Specify Length in Inches; See Mounting Page for Available Lengths 9 CQD Replaces RDC5/SDC5/CP13 10 See Color Page for More Options/Consult Factory for Special Finishes 11 Standard Finishes 12 Accessory Finish Will Match Fixture 13 See Lens Page for Options



PROJECT: _____
TYPE: _____



Dimensions and values shown are nominal. Spectrum Lighting continually works to improve products and reserves the right to make changes which may alter the performance or appearance of products.

STC 3" SURFACE LIGHT

EURO SERIES / FIXTURE OPTIONS



STANDARD FINISHES

Black adaptor standard for all finishes excluding MW which comes with white adaptor.

MW - MATTE WHITE



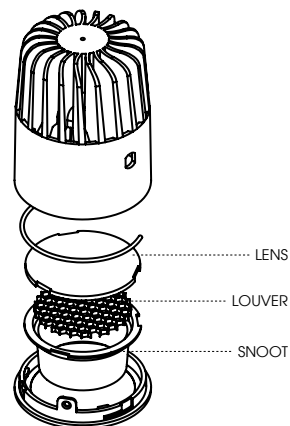
MB - MATTE BLACK



PT - PLATINUM

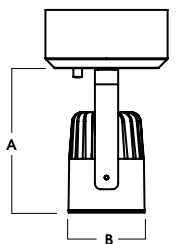


FIXTURE COMPONENTS



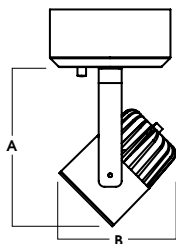
FIXTURE DIMENSIONS

0° POSITION



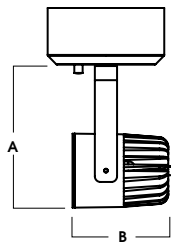
A	B
6.2	3.3
157.5 mm	83.8 mm

45° TILT



A	B
6.9	5.1
175.3 mm	129.5 mm

90° TILT



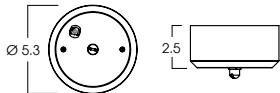
A	B
6.3	4.5
160 mm	114.3 mm



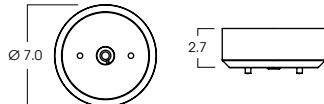
STC 3" SURFACE LIGHT EURO SERIES / MOUNTING OPTIONS

DRIVER CANOPY OPTIONS

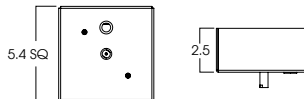
RDC5 - SMALL DRIVER CANOPY (STANDARD)



CP13 - LARGE DRIVER CANOPY

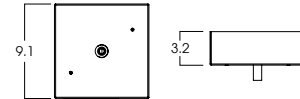


SDC5 - SQUARE DRIVER CANOPY



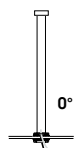
DMX OPTION

CQD - LARGE DRIVER CANOPY
FOR DMX OPTIONS



MOUNTING TYPES

PM*
RIGID PENDANT MOUNT
RIGID 5/8" OD STEM - 3/8" IP



ORDER: **PM** (Length)
SPECIFY LENGTH:
PM3 - 3" **PM24** - 24"
PM6 - 6" **PM36** - 36"
PM12 - 12" **PM48** - 48"
PM18 - 18" **PM72** - 72"
PMLC(XX)
Custom Length
(Specify in Inches)

*MAXIMUM ONE PIECE STEM LENGTH IS 72".
LONGER LENGTHS ARE POSSIBLE USING MULTIPLE STEMS AND COUPLERS.

