



6" SQ. TRIMLESS IC ADJUSTABLE ACCENT

XT SERIES / 2000 LUMENS MAX



SAZI6XT - TRIMLESS / IC RATED

APPLICATION

Versatile 6" Square aperture recessed LED accent light for Insulated Ceiling installations with flangeless trim and a wide range of lumens and optical controls.

FEATURES

LED module tilts 30°, rotates 360°. Two-stage optical system for smooth light distribution and focus control. Quick change LED module with interchangeable optics for job site adjustment and fixture maintenance. Shallow plenum design. Tool-less driver and j-box access. Posi-lock trim retention torsion springs. Integral .625" collar with deep ceiling option for up to 2" thick ceiling (PR).

TRIM FINISH

A variety of architectural powdercoat colors are available. Plaster mesh filter included.

ELECTRONICS

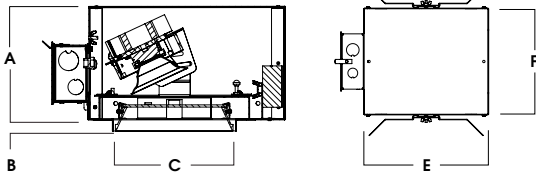

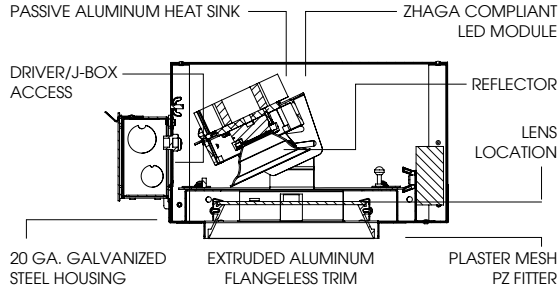
LED system features Xicato LED module with proprietary phosphor technology that provides consistent, stable color with CCT control of +/- 100K over life of the light engine. Base CRI is 83 with 2-step MacAdam Ellipse binning. High CRI is 98 with 1x2-step MacAdam Ellipse binning. Variety of electronic 120V/277V and dimming drivers.

CONSTRUCTION

Housing/frame constructed of #20 ga. galvanized steel to resist corrosion. Flangeless one piece trim extruded high purity aluminum and finished to specification.

CODE COMPLIANCE

BAA Compliant. IC rated. ETL certified to meet US and Canadian standards. Suitable for dry or damp locations. Optional Wet location. Manufactured and tested to UL standards No. 1598/8750.



A	B	C	D	E
6.4	.625	6.0	10L-13L: 13.2	9.5
162.6 mm	15.2 mm	152.4 mm	20L: 19.2	241.3 mm

WATTAGE TO LUMENS UPDATE					
CURRENT PART NUMBER EXAMPLE	PREVIOUS PART NUMBER EXAMPLE	SOURCE LUMENS ¹	DELIVERED LUMENS ²	SYSTEM WATTS	LPW
SAZI6XT10L	SAZI6LEDX115W	1000	834	11.1	75
SAZI6XT13L	SAZI6LEDX120W	1300	1124	15.0	75
SAZI6XT20L	SAZI6LEDX133W	2000	1729	23.7	73

SERIES	LUMENS ¹	CCT	OPTICS	DRIVER / DIMMING / VOLTAGE ⁴	OPTIONS ⁵	TRIM	FINISH	TRIM OPTIONS ¹¹				
SAZI6XT	83 CRI		XN ⁸ 10° ND 27° MD 45° WD 50° XW 55°	E Electronic Driver DS10 10% 0-10V DO10 1% 0-10V DS2W1 1% ELV/MLV, 120V DLTE1 1% Lutron® 2-Wire Forward Phase, 120V DL3E 1% Lutron® EcoSystem®, Fade EL10 1% eldoLED EDD1 0.1% eldoLED DALI DALI Control	1 120V 2 277V	BH27 ⁹ 27" Solid Bars H12 12" - 24" Expandable Bars H06 6" - 12" Expandable Bars CB24 24" C-Channel Bars EMRM Remote Emergency Battery Pack FS Fusing EB Black Housing CR Corrosion Resistant PR ⁷ Deep Ceiling Extension GR Goof Ring CCEA Chicago Ceiling Plenum Rated AMB Anti Microbial Finish	SA6NXT ⁶	MW ² Matte White MB Matte Black PT Platinum Silver OB Oil Rubbed Bronze CH Charcoal AC Anodic Champagne AS Anodic Sapphire AM Anodic Malachite SN Sun Gold CO Copper Metallic GH Graphite AMB Anti Microbial Finish CC ¹⁰ Custom Color	SOX ¹² Micro Prism Solite™ Lens GLX ¹³ Clear Glass Lens PGX Prismatic Glass Lens FGX Frosted Glass Lens SOW Micro Prism Solite™ Lens Wet Location GLW Clear Glass Lens Wet Location PGW Prismatic Glass Lens Wet Location FGW Frosted Glass Lens Wet Location			
	10L	1000 Lm								27K	2700K	
	13L	1300 Lm								30K	3000K	
	20L	2000 Lm								35K	3500K	
										40K	4000K	
	98 CRI											
	10L	1000 Lm	27HK	2700K								
	13L	1300 Lm	30HK	3000K								
	20L	2000 Lm	35HK	3500K								
			40HK	4000K								

EXAMPLE: SAZI6XT13L35KMD1/H12/SA6NXTMWSOX

NOTES:

1 Nominal Source Lumens at Any CCT 2 Nominal Delivered Lumens 83 CRI at Any CCT with ND-MW. No Lens. Aimed at 0° 3 XN 13L Max at 83 and 98 CRI 4 Contact Factory for Additional Options 5 See Product Options Page for Details 6 Standard Bar Hangers 7 Contact Factory 8 "N" Indicates Flangeless Trim 9 Standard Finish 10 Contact Factory for Special Finishes 11 Contact factory for Special Lenses/Louvers 12 Standard Lens for MD, WD, XW 13 Standard Lens for XN and ND



PROJECT: _____
TYPE: _____



Dimensions and values shown are nominal. Spectrum Lighting continually works to improve products and reserves the right to make changes which may alter the performance or appearance of products.