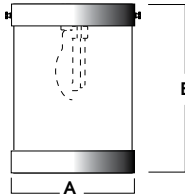




# BISTRO PENDANT INC



FIXTURE	A	B
AF0609	6.0	9.0
AF0616	6.0	16.0
AF0624	6.0	24.0
AF0810	8.0	10.0
AF0820	8.0	20.0

PROJECT: \_\_\_\_\_

QUANTITY: \_\_\_\_\_ TYPE: \_\_\_\_\_

## AF-INC

### APPLICATION

Bistro Pendant decorative area light is inspired by contemporary architecture. INC Series is designed for indoor damp locations or outdoor wet locations.

### FEATURES

Speculume series fixtures offer simple contemporary style with functional luminaire performance. All fixtures are designed and manufactured in our factory. The Bistro series features machined cast optical quality acrylic with decorative spun end caps. A variety of sizes, finishes and mounting available.

### FINISH

Multi-stage polyester powder-coat process applied on our dedicated paint lines. A wide variety of standard and custom finishes are available. All exposed materials are chromate pretreated to resist corrosion.

### ELECTRONICS

E26 Edison medium base 120V socket for incandescent or LED lamps. Contact factory for other available socket options.

### CONSTRUCTION

Fixtures constructed of spun, machined and formed aluminum and optical UV stabilized acrylic.

### CODE COMPLIANCE

BAA compliant. ETL certified to meet US and Canadian standards. Suitable for dry or damp locations. Manufactured and tested to UL standards No. 1598/8750

SERIES	MOUNTING/OPTIONS	FINISH	OPTIONAL LOWER LENS
AF0609INC AF0618INC AF0624INC AF0810INC AF0820INC	CD* - Cord and Cable Mount HM* - Hang Straight Pendant AT* - Adjustable Length Hang Straight Pendant PM* - Pendant/Straight Mount FS - Fuse Holder and Fuse  *Specify Length in Inches	MW - Matte White MB - Matte Black GW - Gloss White GB - Gloss Black BZ - Bronze OB - Oil Rubbed Bronze PT - Platinum SI - Silver GA - Galvanized BA - Brushed Aluminum CH - Charcoal GH - Graphite AM - Anodic Malachite SN - Sun Gold BL - Blue Streak RD - Red Baron CO - Copper Metallic CC - Custom Color  Consult Factory for Custom or Metal Finishes	GL6 - 6" Clear Glass Lower Lens FG6 - 6" Frosted Glass Lower Lens PG6 - 6" Prismatic Glass Lower Lens GL8 - 8" Clear Glass Lower Lens FG8 - 8" Frosted Glass Lower Lens PG8 - 8" Prismatic Glass Lower Lens TOP - Uplight Option

EXAMPLE: AF0810INC/PM36BA PT



# COLOR OPTIONS - POWDER COAT PAINT FINISHES

NOTE: NO PRINTED IMAGE CAN EQUAL THE EXACT COLOR OF FINISH ON METAL.  
SEE INDIVIDUAL SPECIFICATION SHEETS OR CONSULT FACTORY FOR ADDITIONAL INFORMATION.



## STANDARD CORD / STEM / CANOPY FINISHES


FIXTURE COLOR	STANDARD CORD COLOR	STANDARD CANOPY / STEM COLOR
Matte White, Textured White	Matte White	Matte White
Gloss White	Matte White	Gloss White
Matte Black, Gloss Black, Textured Black	Matte Black	Matte Black
All Others	Matte Black	Same Color as Fixture
Custom Color	Contact Factory	Contact Factory

## PAINT TIMES


TIER	COST	AVERAGE PAINT TIME*
Tier 1 - Standard Finishes	\$	⓪
Tier 2 - Typical Finishes	\$\$	⓪⓪
Tier 3 - Special Metal Finishes	\$\$\$	⓪⓪⓪
Custom Color	Contact Factory	Contact Factory

\*CONTACT FACTORY FOR SPECIFIC PRODUCT LEAD TIMES

## TIER 1 - STANDARD FINISHES



## TIER 2 - TYPICAL FINISHES



## TIER 3 - SPECIAL METAL FINISHES



## CUSTOM COLOR FINISHES

CONTACT FACTORY

**CC**  
Custom Color



\*UNAVAILABLE FOR WET LOCATION

\*\*UNAVAILABLE FOR INTERIOR

