

ETPH

PAR LED LAMPHOLDER

Spectrum's PAR LED Lampholder for accent lighting.

PROJECT: _____

QUANTITY: _____ TYPE: _____



FEATURES

SERIES

Fixture can be used with long neck PAR30 lamps as well as PAR16, PAR20, and PAR38 lamps. ET-PH-BET has socket position for long neck lamps.

Vertical slide adjustment slot allows numerous fixture heights. Precise, rigid aiming and full 350° horizontal rotation.

Integral ON/OFF switch and track polarity indicator are standard.

PAR Lamp not included (sold separately).

LAMP

(1) 50W PAR20, 75W PAR16, 75W PAR30 or 250W PAR38; 120V, E26 medium base.

LISTING

cULus Certified. Suitable for dry locations.

PRODUCT SELECTOR GUIDE

SERIES	LAMP TYPE	ADAPTOR	FINISH
ET	PH	BET	

EXAMPLE

ET	PH	BET	MW
----	----	-----	----

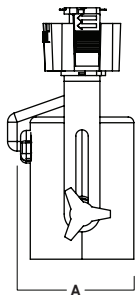
SERIES	LAMP TYPE	ADAPTOR	FINISH
ET	PH PAR Holder	BET Basix 1 CIR/1 NEUT 120V	MW Matte White MB Matte Black



COPYRIGHT 2022 SPECTRUM LIGHTING, INC.

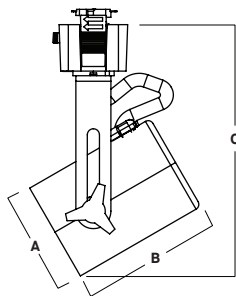
FIXTURE DIMENSIONS

0° POSITION



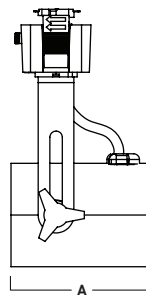
A
2.5 63.5 mm

45° TILT



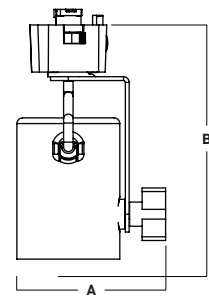
A	B	C
2.17 55.118 mm	2.97 75.438 mm	5.37 136.398 mm

90° TILT



A
3.0 76.2 mm

SIDE VIEW



A	B
5.25 133.35 mm	5.37 136.398 mm

FINISH

MW
Matte White



MB
Matte Black



PAINT TIMES

TIER	COST	AVERAGE PAINT TIME*
Tier 1 - Standard Finishes	\$	
Custom Color	Contact Factory	Contact Factory

*CONTACT FACTORY FOR SPECIFIC PRODUCT LEAD TIMES