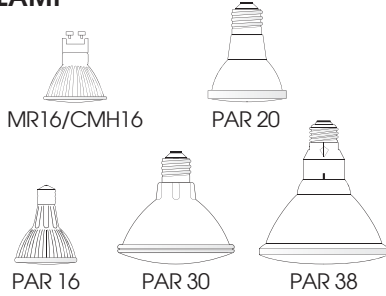


SPECTRUM RECESSED SERIES FILTER OPTIONS



LAMP




STEP 1

SPECIFY LENS HOLDER SIZE AND COLOR	
LH 16	MR16/PAR16/CMH16
LH 20	PAR20 Lens Holder
LH 30	PAR30 Lens Holder
LH 38	PAR38 Lens Holder

STEP 2

SPECIFY LENS SIZE AND COLOR	
LN 16 #	
LN 20 #	
LN 30 #	
LN 38 #	

SPECIFY HEX LOUVER SIZE	
	HL 16
	HL 20
	HL 30
	HL 38









ORDER EXAMPLE

LH16 / LN16 # 142 / HL16

Color Filter Options

Color/Types	Model No.	Color/Types	Model No.
Lemon Yellow 	#101	Violet 	#139
Canary 	#102	Azure Blue 	#148
Medium Amber 	#164	Primary Blue 	#144
Dark Amber 	#165	Sky Blue 	#142
Light Peach 	#204	Ice Blue 	#302
Orange 	#167	Turquoise 	#149
Red 	#180	Light Green 	#152
Flame 	#208	Medium Green 	#157
Plum 	#211	Emerald Green 	#403
Grape 	#138	Deep Green 	#405
Light Rose 	#171	Medium Bronze 	#505
Pale Pink 	#170	Light Bronze 	#504
Medium Pink 	#172A	Gray 	#603
Lavender 	#133B	Light Gray 	#602

Clear Filter Options

Color/Types	Model No.	Color/Types	Model No.
Diffusion 	#606	Gen. Spread (T-73) 	#673
Frost 	#100	Linear Spread (Skytex™) 	#sk
UV Block 	#702	Hex Louver 	HL
Diffuser (Solite™) 	#SO	Beam Smoother 	BS

CUSTOM APPLICATIONS
We can fit lenses into "Splays" for custom applications.

