



12" SQUARE FLUORESCENT LENSED DOWNLIGHT

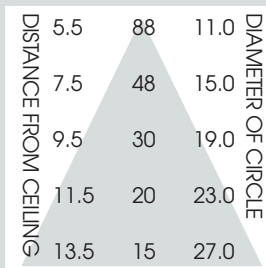
3 x 42 / 2 x 57 WATT MAX

12HSQ
SPECTRUM
GOLD SERIES™

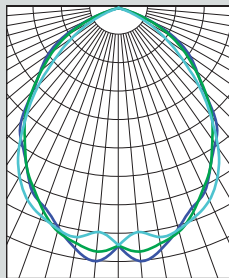
FEATURES & SPECIFICATIONS:

- Intended for Non-IC new construction.
- Frame constructed of 18 ga. galvanized steel.
- Supplied with 27" long, heavy ga. galvanized steel bar hangers.
- Ballasts shall be integrally mounted, electronic sound rated "A", Class P, multi-volt 120v - 277v.
- UL Listed for Damp Locations.
- For options detail, see page numbers listed below.

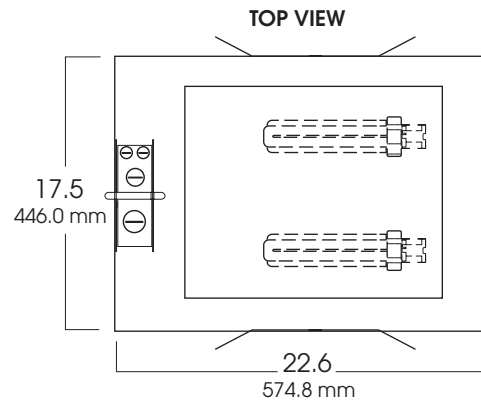
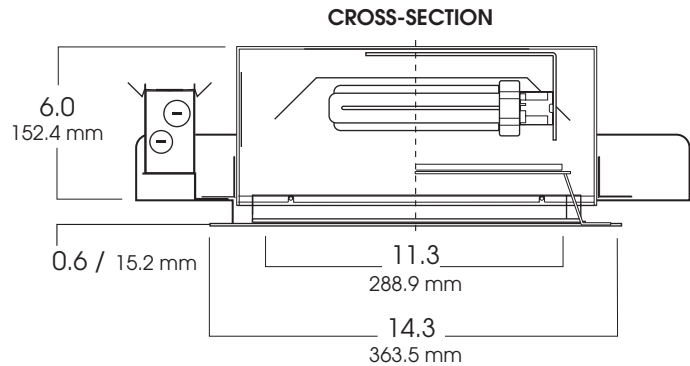
Max Ceiling Thickness: 1.5 (38.1 mm)
Ceiling Cutout: 13.5² (342.9 mm)²
Fixture Weight: 17.0 lbs



CONE OF LIGHT



12HSQ342w- Efficiency: 59.1%
Spacing: 1.16



SERIES	WATTS	BALLAST	OPTIONS	LENS	TRIM OPTIONS
SG12HSQ- Spectrum Gold 12" Horizontal Square	(1, 2 or 3) 18 (1, 2 or 3) 26 (1, 2 or 3) 32 (1, 2 or 3) 42 (1 or 2) 57	EX -Electronic, multi-volt 120v thru 277v DA1 -Advance Mark 10™ powerline dimming, 120v DA2 -Advance Mark 10™ powerline dimming, 277v DAM7 -Advance Mark 7™ 0-10v dimming, 120v thru 277v DL1 -Lutron Compact SE™ 120v (min. dimming level 5%) ¹ DL2 -Lutron Compact SE™ 277v (min. dimming level 5%) ¹	CB24 -C-Channel bars 1-470 CCEA -Chicago Ceiling Plenum CCEA 1-480 CR -Corrosion Resistant 1-460 EM -Emergency battery pack 1-420 FS -Fuse holder and fuse PR -Plaster Ring 1-430 RM -Remodeler Housing (consult factory) TBC -T-bar clips 1-475 TST -Twist-Lok Socket 1-425 TP -Tampers Resistant	PG -Prismatic (T73) lens (standard) DP -Drop Clear Prismatic Acrylic FG -Frosted Glass GL -Clear Glass	FW -Flush White Door (standard) FB -Flush Black Door RW -Regressed White Door WL -Wet Location
SG12HSQ	242	EX	EM/	PG	FW

¹ Not available for 57w lamp

Dimensions shown are nominal. Spectrum Lighting is continually improving products and reserves the right to make changes that will not alter performance or appearance with or without written notice.



PROJECT:

TYPE:

CAT. NO.:

