

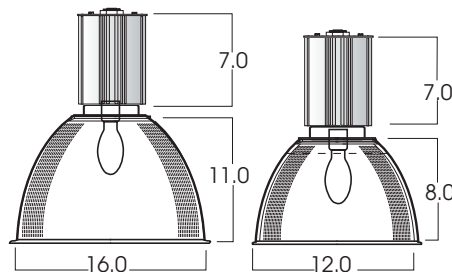


LUMEN MAX EXTRUDED BALLAST HOUSING PRISMATIC REFRACTOR 150 WATT MAX

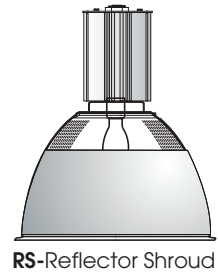
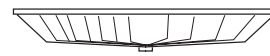
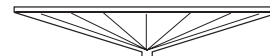


PRODUCT INFORMATION:

- The *LUMEN MAX* Metal Halide Series offers a unique design for high and mid-bay applications.
- Extruded ballast housing has a technical look.
- Pulse-start standard on lamps up to 150 watts
- Metal Halide dimming available in some wattage ranges, consult the factory.
- Energy-efficient ballasts.
- Prismatic refractor allows up-light. Opal and Diffuse finishes are available.
- 20 Powdercoat colors available.
- Damp location rated.
- Manufactured and tested to UL standard No. 1598.



DIFFUSER OPTIONS



MODEL	WATTS*	BALLAST	ELECTRICAL	MOUNT./COLOR	FINISH	REFRACTOR	DIFFUSER OPTIONS
PREXT12- 12"x 8" (100w MAX)	MH-39	EX -Electronic, multi-volt 120v or 277v	QRS -Quartz Restrike	HM* -Hang-Straight Pendant (3/8 IPS)	MT -Mini Tek Silver	PR12 -12" Clear Prismatic	MOUNTING WAG12-12" Wire Guard
PREXT16- 16"x 11" (150w MAX)	MH-50 MH-70 MH-100 MH-150	H1 -Magnetic ballast, 120v H2 -Magnetic ballast, 277v	FS -Fuse holder and fuse PS -Pulse Start	PM* -Rigid Pendant (3/8 IPS) CD* -Aircraft Cable, Straight Cord SM -Surface Mount (Consult Factory) SC1 -Safety Cable HC -Hook & Cord NM2 -1/2" Hub NM3 -3/4" Hub	MB -Matte Black MW -Matte White GW -Gloss White	PR16 -16" Clear Prismatic OP12 -12" Opal Etch OP16 -16" Opal Etch DF12 -12" Diffuse DF16 -16" Diffuse SC2 -Safety Cable, refractor to trim	WAG16-16" Wire Guard DR12-12" Spun Door DR16-16" Spun Door BC12-12" Band Clamp BC16-16" Band Clamp RS12-12" Reflector Shroud RS16-16" Reflector Shroud
PREXT12	MH100	H1	PS	HM36/GW	MT	PR12	WAG12 GL

* Open Rated when used without lens

* Specify Length in 6" increments

Dimensions shown are nominal. Spectrum Lighting is continually improving products and reserves the right to make changes that will not alter performance or appearance with or without written notice.



PROJECT:	TYPE:
CAT. NO.:	

