

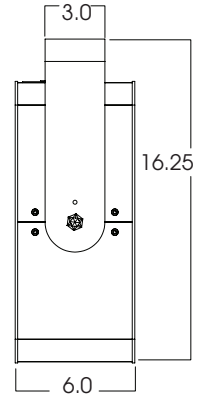
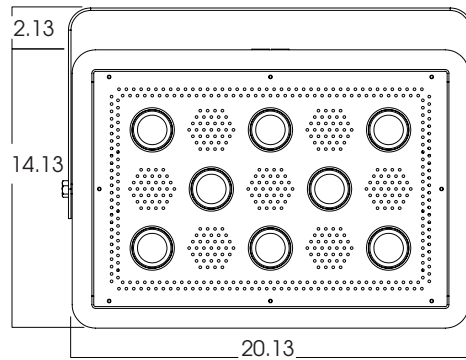
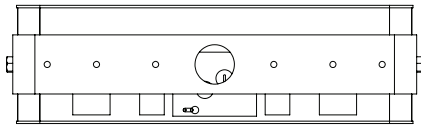


INFINIUM™ LUMEN MAX HIGH BAY / FLOOD BAY 320 WATT MAX LED



PRODUCT INFORMATION:

- Spectrum Infinium™ LED Mid-Bay fixtures are designed for 36'-100' mounting heights.
- For use in Gymnasiums, high ceilings and area lighting.
- 5 Distinct LED color temperatures available. (27°K, 31°K, 35°K, 41°K, and 51°K)
- 3 Distinct beam spreads available (12°, 21° and 38°)
- Fixture constructed of heavy gauge machined aluminum.
- Single high powered LED produces point source quality and luminaire focus.
- All LED modules are replaceable and up-gradable.
- 50,000 hours rated LED life means low maintenance.
- Manufactured and built to UL standard No 8750.



MODEL	LED	KELVIN	BEAM	DRIVER	OPTIONS	MOUNTING	FINISH
LM1420LED Spectrum Infinium 14"X20"LED 8 LED Module	160W 240W 320W	27K -2700° K 31K -3100° K 35K -3500° K 41K -4100° K 51K -5100° K	ND (12°) MD (22°) WD (38°)	E1 -Electronic, 120V E2 -Electronic, 277V DS101 -Spectrum 0-10v Dimming 120v DS102 -Spectrum 0-10v Dimming 277v DLTE1 -Lutron 2 Wire Phase Dimming 120v ONLY DL33x -Lutron Hi-Lume Dimming 120v/277v DL3EX -Lutron ECOSYSTEM Dimming 120v/277v	OCS -Occupancy Sensor	HC -Hook and Cord SM -Surface Mount 1XPM -Stem Mount 2XPM -2x Stem Mount	GW -Gloss White GB Gloss Black MW -Matte White MB -Matte Black BZ -Bronze PT -Platinum Silver MT -Mini Tek Silver TW -Textured White CC -Custom Color
LM1420LED	320W	31K	MD	E1	OCS	SM	MB

Dimensions shown are nominal. Spectrum Lighting is continually improving products and reserves the right to make changes that will not alter performance or appearance with or without written notice.



PROJECT:	TYPE:
CAT. NO.:	

