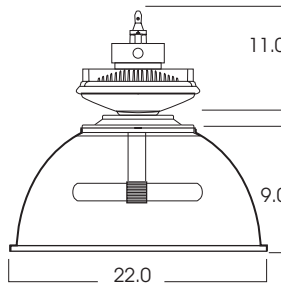


LUMEN MAX ALDCI-DU SERIES 300 WATT MAX









PRODUCT INFORMATION:

- The *LUMEN MAX* DCI Induction Series offers a unique alternative to Metal Halide.
- Diecast ballast housing (DCI) is easy to install and maintain.
- 100,000 hours rated average life.
- Crisp White Light 80+ CRI, with no color shift.
- Instant on/off.
- Wide choice of mounting options.
- Aluminum reflector for downlight control.
- 20 Powdercoat colors available. Damp location rated.
- Manufactured and tested to UL Standard No. 1598.



DIFFUSER OPTIONS

-  **WAG**-Wire Guard
(may be used with flat lens)
-  **BC**-Band Clamp
-  **DR**-Spun Aluminum Door
-  **PC/PP/OA**-Lenses
-  **CN**-Conical Lens
-  **DL**-Drop Lens



MODEL	WATTS	LAMP TYPE	GENERATOR	MOUNT./COLOR	DIFFUSER OPTIONS	
ALDCI22- 22"x 14" Aluminum Reflector (300w MAX)	DU-200w DU-250w DU-300w	3K -3000° Kelvin 4K -4000° Kelvin 5K -5000° Kelvin	G1 -DU Generator 120v G2 -DU Generator 277v	HM* -Hang-Straight Pendant (3/8 IPS) PM* -Rigid Pendant (3/8 IPS) CD* -Aircraft Cable, Straight Cord SM -Surface Mount SC1 -Saffey Cable HC -Hook & Cord NM2 -1/2" Hub NM3 -3/4" Hub	MOUNTING WAG22 -22" Wire Guard DR22 -22" Spun Door BC22 -22" Band Clamp HWG22 -22" Half Wire Guard RS22 -22" Reflector Shroud	LENS PC -Clear Polycarbonate PP -Prismatic Polycarbonate OPL -Opal Acrylic CN -Conical Lens DL -Drop Lens
ALDCI22	DU300	5K	G1	NM3 * Specify Length in 6" increments	WAG22 PP	

Dimensions shown are nominal. Spectrum Lighting is continually improving products and reserves the right to make changes that will not alter performance or appearance with or without written notice.



PROJECT:	TYPE:
CAT. NO.:	

