

SDF04XT - TRIM FLANGE / NON-IC RATED

APPLICATION

Versatile 4" Square aperture recessed LED downlight with a wide range of lumens and optical controls.

FEATURES

Two-stage optical system for smooth light distribution and focus control. Quick change LED module with interchangeable optics for job site adjustment and fixture maintenance. Shallow plenum design. Tool-less driver and j-box access. Posi-lock trim retention torsion springs. See SDZ04 series for trimless plaster or wood ceiling.

TRIM FINISH

A variety of architectural powdercoat and anodized finishes are available.

Matte white flange is standard.

ELECTRONICS

LED system features Xicato LED module with proprietary phosphor technology that provides consistent, stable color with CCT control of +/- 100K over life of the light engine. Base CRI is 83 with 2-step MacAdam Ellipse binning. High CRI is 98 with 1x2-step MacAdam Ellipse binning. Variety of electronic 120V/277V and dimming drivers.

CONSTRUCTION

Housing/frame constructed of #20 ga. galvanized steel to resist corrosion. Self-Flanged one piece trim die-cast high purity aluminum and finished to specification.

CODE COMPLIANCE

BAA Compliant. Non-IC rated. UL certified to meet US and Canadian standards. Suitable for dry or damp locations. Optional Wet location. Manufactured and tested to UL standards No. 1598/8750.

WATTAGE TO LUMENS UPDATE					
CURRENT PART NUMBER EXAMPLE	PREVIOUS PART NUMBER EXAMPLE	SOURCE LUMENS ¹	DELIVERED LUMENS ²	SYSTEM WATTS	LPW
SDF04XT10L	SDF04LEDXI15W	1000	691	11.1	62
SDF04XT13L	SDF04LEDXI20W	1300	931	15.0	62
SDF04XT20L	SDF04LEDXI33W	2000	1432	23.7	60
SDF04XT30L	SDF04LEDXI52W	3000	2148	34.6	62
SDF04XT40L	N/A	4000	2756	39.9	69

SERIES	LUMENS ¹	CCT	OPTICS	DRIVER / DIMMING / VOLTAGE ⁴	OPTIONS ⁶	TRIM	FINISH	TRIM OPTIONS ¹³			
SDF04XT	83 CRI		XN³ 12° ND 25° MD 33° WD 48° XW 49°	E_ Electronic Driver DS10_ 10% 0-10V DO10_ 1% 0-10V DS2W1 1%, ELV/MLV, 120V DL3E_ 1% Lutron® EcoSystem®, Fade EL10_ 1%, eldoLED EDO1_ 0.1%, eldoLED DALI_ DALI Control DMXS_⁵ DMX Standard Configuration DMXC_⁵ DMX Non-Standard Custom	1 120V 2 277V	BH27⁷ 27" Solid Bars H12 12" - 24" Expandable Bars HO6 6" - 12" Expandable Bars CB24 24" C-Channel Bars EM Integral Emergency Battery FS Fusing EB Black Housing CR Corrosion Resistant PR⁸ Deep Ceiling Extension GR Goof Ring AMB Anti Microbial Finish	SD4FXT⁹ Downlight SH4FXT⁹ Pinhole	MW¹⁰ Matte White MB Matte Black SG¹¹ Semi-Diffuse HZ¹¹ Haze Full Diffuse PT Platinum Silver BZ Bronze CH Charcoal AS Anodic Sapphire AM Anodic Malachite SN Sun Gold CO Copper Metallic GH Graphite AMB Anti Microbial Finish CC¹² Custom Color	SOX¹⁴ Micro Prism Solite™ Lens GLX¹⁵ Clear Glass Lens PGX Prismatic Glass Lens FGX Frosted Glass Lens SOW Micro Prism Solite™ Lens Wet Location GLW Clear Glass Lens Wet Location PGW Prismatic Glass Lens Wet Location FGW Frosted Glass Lens Wet Location		
	10L	1000 Lm								27K	2700K
	13L	1300 Lm								30K	3000K
	20L	2000 Lm								35K	3500K
	30L	3000 Lm								40K	4000K
	40L	4000 Lm									
	98 CRI										
	10L	1000 Lm								27HK	2700K
	13L	1300 Lm								30HK	3000K
	20L	2000 Lm								35HK	3500K
30L	3000 Lm	40HK	4000K								

EXAMPLE: SDF04XT10L35KMDE1/H12/SD4FXTSGSOX

NOTES:
 1 Nominal Source Lumens at Any CCT 2 Nominal Delivered Lumens 83 CRI at Any CCT with WD-MW-SOX 3 XN 13L Max at 83 and 98 CRI 4 Contact Factory for Additional Options 5 Contact Factory 6 See Product Options Page for Details
 7 Standard Bar Hangers 8 Contact Factory 9 "F" Indicates Self-Flange Trim, Matte White Standard 10 Standard Finish 11 Anodized Reflector with Matte White Flange 12 Contact Factory for Special Finishes
 13 Contact Factory for Special Lenses/Louvers 14 Standard Lens for MD, WD, XW 15 Standard Lens for XN and ND

PROJECT: _____
 QUANTITY: _____ TYPE: _____



4" SQUARE DOWNLIGHT

NON-IC RATED / PHOTOMETRIC DATA



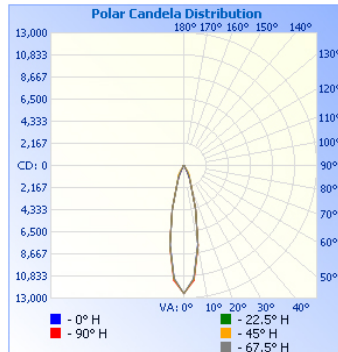
NARROW BEAM - SDxx4XT-40LxxKNDE1-SD4xMWGLX

Note: xxK indicates all available CCT's have same lumen output

Filename: SDxx4XT-40LxxKNDE1-SD4xMWGLX
Manufacturer: Spectrum Lighting
Luminaire: 4" Square, Downlight, Narrow Beam
Luminaire Cat: SDxx4XT-40L-xxK-ND-E1-SD4x-MW-GLX
Lamp: N/A, Min. 83 CRI
Lamp Cat: N/A
Lamp Output: Total luminaire Lumens: 3136.5
Max Candela: 12,549.6 at Horizontal: 0°, Vertical: 0°
Input Wattage: 39.9
Luminous Opening: Rectangle (L: 4", W: 4")
Test: SP-00487_M-40L
Test Date: Wed Sep 30 2015

Zonal Lumen Summary

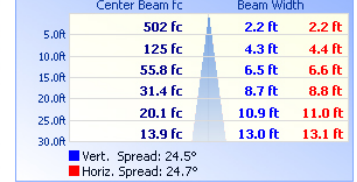
Zone	Lumens	% Luminaire
0-30	2,744.7	87.5%
0-40	2,935.4	93.6%
0-60	3,041.7	97%
60-90	94.8	3%
0-90	3,136.5	100%



Candela Table

	0	22.5	45	67.5	90
0	12550	12550	12550	12550	12550
5	11084	11131	11154	11085	11300
10	7808	7914	7907	7912	7965
15	4394	4399	4404	4392	4384
20	1975	1984	2007	1975	1985
25	1187	1289	1344	1282	1166
30	390	690	1098	674	389
35	93	161	538	163	88
40	64	73	126	75	64
45	62	66	71	65	62
50	60	62	66	62	58
55	60	59	61	61	58
60	52	53	55	53	52
65	43	48	51	50	47
70	42	44	43	44	41
75	31	33	31	33	31
80	20	22	22	23	21
85	11	11	11	11	9
90	4	3	3	3	2

Illuminance at a Distance



Flood Summary

	Efficiency	Lumens	Horizontal Spread	Vertical Spread
Field (10%)	81.3%	2,549.0	48.9	49.1
Beam (50%)	40.7%	1,277.3	24.7	24.5
Total	100.7%	3,158.6		

SPACING RATIO: 0.42

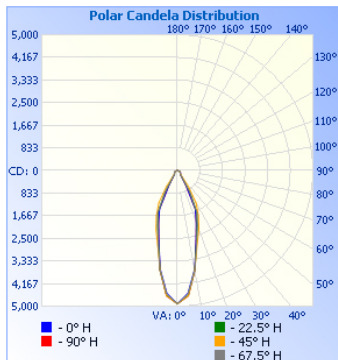
MEDIUM BEAM - SDxx4XT-40LxxKMDE1-SD4xMWSOX

Note: xxK indicates all available CCT's have same lumen output

Filename: SDxx4XT-40LxxKMDE1-SD4xMWSOX
Manufacturer: Spectrum Lighting
Luminaire: 4" Square, Downlight, Medium Beam
Luminaire Cat: SDxx4LEDXT-40L-xxK-MD-E1-SD4x-MW-SOX
Lamp: N/A, Min. 83 CRI
Lamp Cat: N/A
Lamp Output: Total luminaire Lumens: 2615.9
Max Candela: 4,910.0 at Horizontal: 0°, Vertical: 0°
Input Wattage: 39.9
Luminous Opening: Rectangle (L: 4", W: 4")
Test: SP-00487_1_M-40L
Test Date: Wed Sep 30 2015

Zonal Lumen Summary

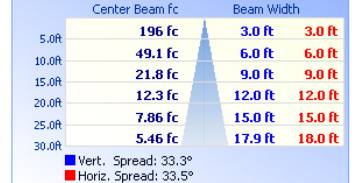
Zone	Lumens	% Luminaire
0-30	1,915.0	73.2%
0-40	2,201.4	84.2%
0-60	2,437.4	93.2%
60-90	178.5	6.8%
0-90	2,615.9	100%



Candela Table

	0	22.5	45	67.5	90
0	4910	4910	4910	4910	4910
5	4522	4612	4625	4553	4635
10	3676	3707	3706	3720	3716
15	2661	2732	2819	2737	2672
20	2037	2140	2309	2134	2046
25	1561	1700	1829	1714	1592
30	619	903	1376	915	622
35	236	300	705	298	240
40	162	165	204	159	171
45	154	151	144	147	155
50	148	140	138	140	150
55	137	131	130	129	137
60	124	120	118	120	123
65	104	103	98	104	102
70	76	78	80	78	74
75	52	58	55	56	55
80	34	36	37	35	31
85	16	17	17	17	17
90	5	5	4	4	6

Illuminance at a Distance



Flood Summary

	Efficiency	Lumens	Horizontal Spread	Vertical Spread
Field (10%)	80.4%	2,103.5	63.4	63.3
Beam (50%)	37.7%	986.8	33.5	33.3
Total	100.3%	2,623.2		

SPACING RATIO: 0.54

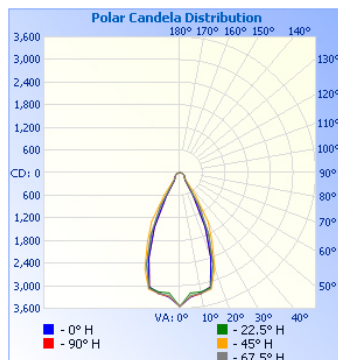
WIDE BEAM - SDxx4XT-40LxxKWDE1-SD4xMWSOX

Note: xxK indicates all available CCT's have same lumen output

Filename: SDxx4XT-40LxxKWDE1-SD4xMWSOX
Manufacturer: Spectrum Lighting
Luminaire: 4" Square, Downlight, Wide Beam
Luminaire Cat: SDxx4LEDXT-40L-xxK-WD-E1-SD4x-MW-SOX
Lamp: N/A, Min. 83 CRI
Lamp Cat: N/A
Lamp Output: Total luminaire Lumens: 2737.7
Max Candela: 3,545.9 at Horizontal: 0°, Vertical: 0°
Input Wattage: 39.9
Luminous Opening: Rectangle (L: 4", W: 4")
Test: SP-00487_2_M-40L
Test Date: Wed Sep 30 2015

Zonal Lumen Summary

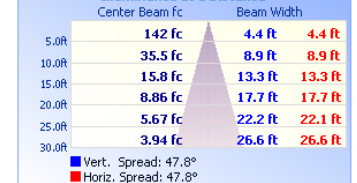
Zone	Lumens	% Luminaire
0-30	1,974.4	72.1%
0-40	2,290.9	83.7%
0-60	2,550.1	93.1%
60-90	187.7	6.9%
0-90	2,737.7	100%



Candela Table

	0	22.5	45	67.5	90
0	3546	3546	3546	3546	3546
5	3310	3202	3288	3265	3303
10	3227	3209	3246	3257	3258
15	3137	3151	3195	3170	3128
20	2402	2574	2704	2562	2400
25	1597	1790	2028	1830	1594
30	727	1029	1494	1034	713
35	256	318	713	327	249
40	211	210	247	212	215
45	175	161	162	163	175
50	163	150	149	151	166
55	140	137	136	137	138
60	124	124	121	123	130
65	105	106	100	106	106
70	84	84	84	85	77
75	60	61	60	60	57
80	36	36	39	38	34
85	18	18	18	19	16
90	5	5	5	6	6

Illuminance at a Distance



Flood Summary

	Efficiency	Lumens	Horizontal Spread	Vertical Spread
Field (10%)	81.5%	2,230.9	67.7	67.9
Beam (50%)	60.8%	1,663.5	47.8	47.8
Total	100.2%	2,742.6		

SPACING RATIO: 0.78

4" SQUARE DOWNLIGHT

NON-IC RATED / PHOTOMETRIC DATA



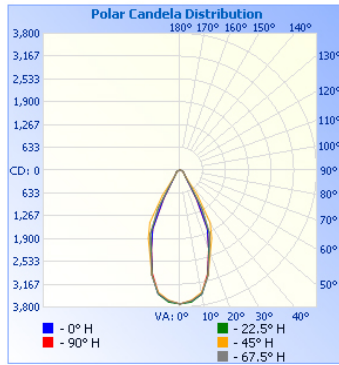
XTRA WIDE BEAM - SDxx4XT-40LxxKXWE1-SD4xMWSOX

Note: xxK indicates all available CCT's have same lumen output

Filename: SDxx4XT-40LxxKXWE1-SD4xMWSOX
Manufacturer: Spectrum Lighting
Luminaire: 4" Square, Downlight, Xtra Wide Beam
Luminaire Cat: SDxx4LEDXT-40L-xxK-XW-E1-SD4x-MW-SOX
Lamp: N/A, Min. 83 CRI
Lamp Cat: N/A
Lamp Output: Total luminaire Lumens: 2839.6
Max Candela: 3,708.9 at Horizontal: 0°, Vertical: 0°
Input Wattage: 39.9
Luminous Opening: Rectangle (L: 4", W: 4")
Test: SP-00487_3_M-40L
Test Date: Wed Sep 30 2015

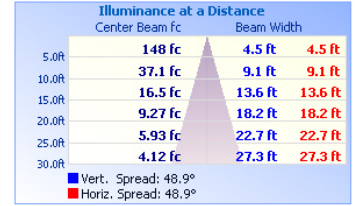
Zonal Lumen Summary

Zone	Lumens	% Luminaire
0-30	2,016.4	71%
0-40	2,408.2	84.8%
0-60	2,668.6	94%
60-90	171.0	6%
0-90	2,839.6	100%



Candela Table

	0	22.5	45	67.5	90
0	3709	3709	3709	3709	3709
5	3654	3675	3621	3639	3637
10	3493	3491	3442	3474	3470
15	3014	3010	3019	3016	2966
20	2331	2357	2453	2387	2329
25	1795	1953	2082	1959	1795
30	935	1202	1674	1211	909
35	391	454	855	465	384
40	245	244	287	240	249
45	192	179	178	181	192
50	148	139	137	141	150
55	131	128	126	126	137
60	121	114	112	111	117
65	95	98	94	100	96
70	78	77	74	77	76
75	49	55	51	54	50
80	34	34	34	34	31
85	15	17	17	16	17
90	5	5	5	5	5



Flood Summary

	Efficiency	Lumens	Horizontal Spread	Vertical Spread
Field (10%):	82.8%	2,351.9	71	71.4
Beam (50%):	60.2%	1,708.4	48.9	48.9
Total:	100.2%	2,844.2		

SPACING RATIO: 0.76