

GLOBAL ^{TRAC} *eco*

LIGHTING TRACK SYSTEMS

1 & 2 CIRCUIT



- Architectural grade
- ISO 9001 quality



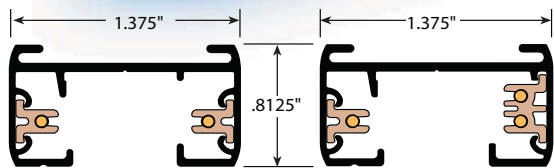
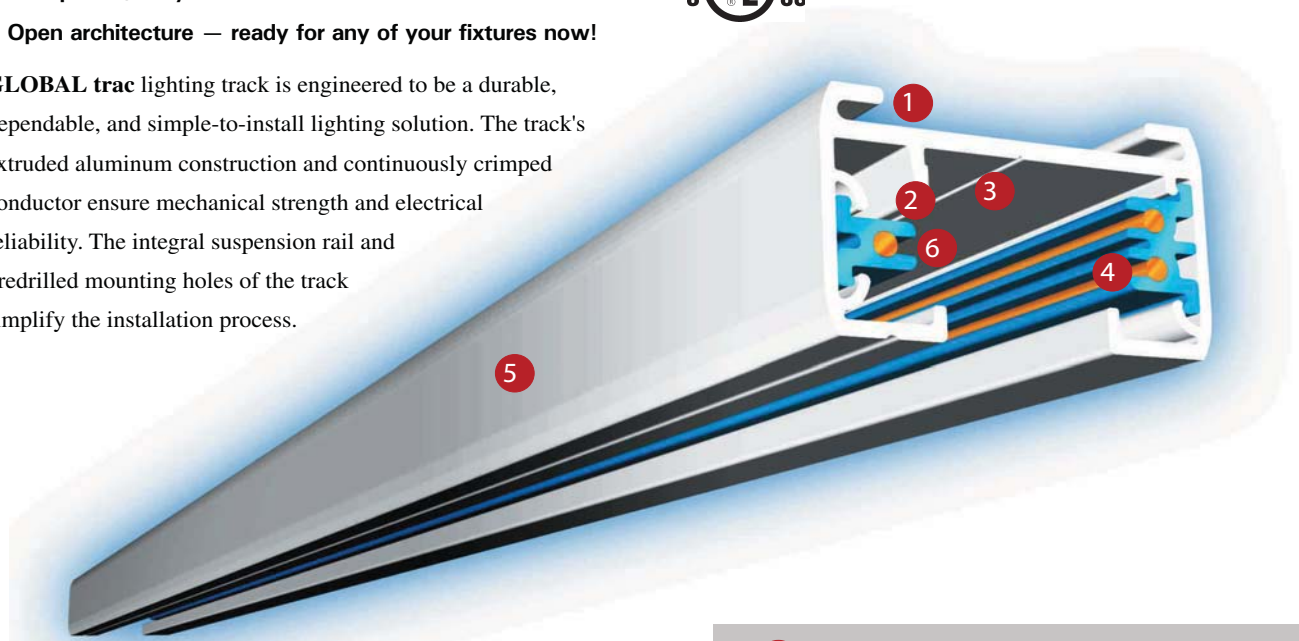
994 Jefferson Street . Fall River, MA 02721 508.678.2303 FAX 508.678.2260

Lighting Track Systems

- High quality , UL listed 1 or 2 circuit lighting track systems
- Low profile, easy & flexible installation
- Open architecture — ready for any of your fixtures now!



GLOBAL trac lighting track is engineered to be a durable, dependable, and simple-to-install lighting solution. The track's extruded aluminum construction and continuously crimped conductor ensure mechanical strength and electrical reliability. The integral suspension rail and predrilled mounting holes of the track simplify the installation process.



1-circuit track (GES) 2-circuit track (GET)

Ordering Information

Lengths* - 4', 8', 12'

"GES" designates 1 circuit; "GET" designates 2 circuit

Color Codes - White (-3), Black (-2), Natural Aluminum (-1)

Nominal Lgth*	Actual Lgth*	One Circuit	Two Circuit
4-feet	44-inches	GES 204-(color)	GET 304-(color)
8-feet	92-inches	GES 208-(color)	GET 308-(color)
12-feet	140-inches	GES 212-(color)	GET 312-(color)

Example: 1-circuit, 8-foot track section in black: GES 208-2

* Actual lengths differ from nominal lengths to accommodate modularity in grid applications.

- 1 Suspension Hardware Rail - provides fastening point for suspension hardware, also serves as an attachment point for the unique, load-bearing metal backplate featured on eco feeds and connectors, ensuring a secure connection.
- 2 Milled Grounding Bar - provides continuous ground contact for fixtures anywhere along the track run.
- 3 Alignment Groove - provides easy centering for screws.
- 4 Bus Bar Installation - conductor and insulation assembly is crimped continuously into place along the track profile, and is guaranteed not to slip for the life of the product, regardless of whether or not the track has been field cut.
- 5 Extruded Channel - constructed of strong, extruded aluminum. Impervious to corrosion.
- 6 Predrilled Mounting Holes - for installation convenience. Tracks ship from the factory with predrilled mounting holes spaced per UL and NEC guidelines.



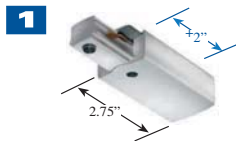
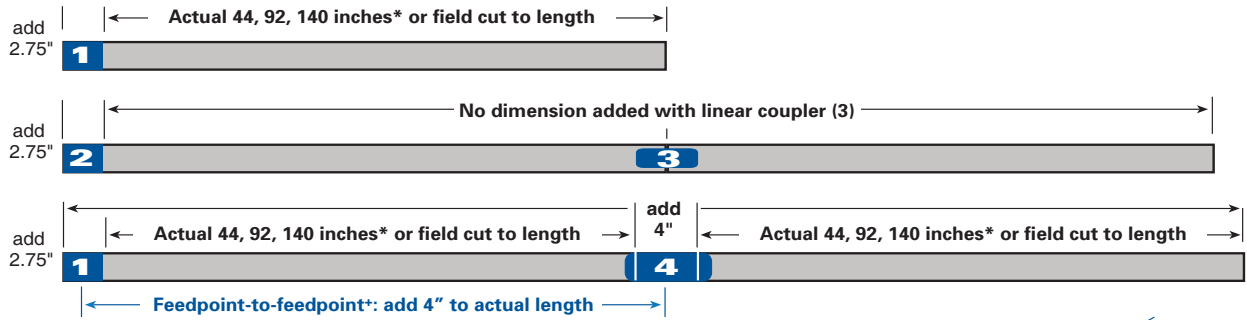
patented

Feed Connectors with patented backplate suspension contact


A unique backplate feature provides additional strength by mechanically integrating track and connectors into one continuous system.

- 1 Heavy-gauge steel backplate provides independent mechanical support.
- 2 Copper conductor never bears mechanical load. Held in place by continuous crimp insulator to ensure reliable electric contact.
- 3 Durable GE Lexan® components. Soft finish reduces fingerprints.

GLOBAL ECO TRACK 1 & 2 CIRCUIT




1 Live End Feed
GES 11 (-2,-3) 1-Circuit
GET 11 (-2,-3) 2-Circuit



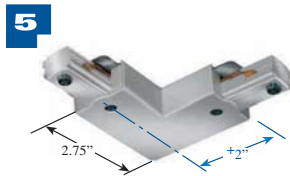
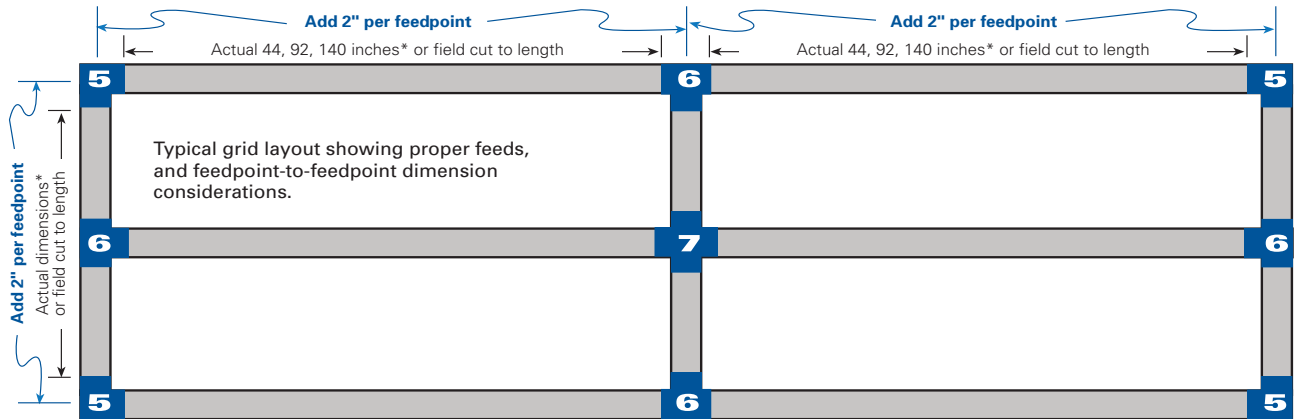
2 Conduit End Feed
GES 13 (-2,-3) 1-Circuit
GET 13 (-2,-3) 2-Circuit



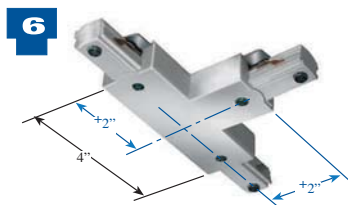
3 Linear Coupler
GES 21 (-2,-3) 1-Circuit
GET 21 (-2,-3) 2-Circuit



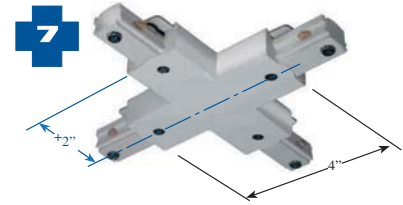
4 Live Middle Feed
GES 14 (-2,-3) 1-Circuit
GET 14 (-2,-3) 1-Circuit



5 Feedable L-Connector
Right/Left configurable.
GES 34 (-2,-3) 1-Circuit
GET 34 (-2,-3) 2-Circuit





6 Feedable T-Connector
Right/Left configurable. GES 40 (-2,-3) 1-Circuit
Right configuration. GET 39 (-2,-3) 2-Circuit
Left configuration. GET 40 (-2,-3) 2-Circuit



7 Feedable X-Connector
GES 38 (-2,-3) 1-Circuit
GET 38 (-2,-3) 2-Circuit

Product Ordering Codes: Color - White (-3), Black (-2), Natural Aluminum (-1); Circuit - GES (1 circuit), GET (2 circuit)

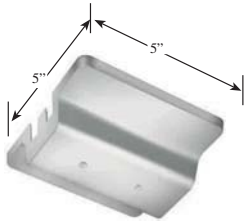


GLOBAL ECO TRACK 1 & 2 CIRCUIT


Feeds & Accessories...



Monopoint
GES 70 (-2,-3) 1-Circuit




Floating Feed
GES 67 (-2,-3) 1-Circuit
GET 67 (-2,-3) 2-Circuit




Conduit Continuation Kit
Used to jumper track runs around obstacles.
GES 13 +16 (-2,-3) 1-Circuit
GET 13 +16 (-2,-3) 2-Circuit



T-Bar Feed Kit
Allows for feeding of track from an intersection point in a suspended ceiling application. For use with eco GES 11, 14, 34, 38, 39, 40 connectors.
GES 17(-2,-3) 1 & 2 Circuit



Outlet Box Cover
For use with any eco connector.
GES 15 (-2,-3)



Flexible Connector
GES 23 (-2,-3) 1-Circuit
GET 23 (-2,-3) 2-Circuit

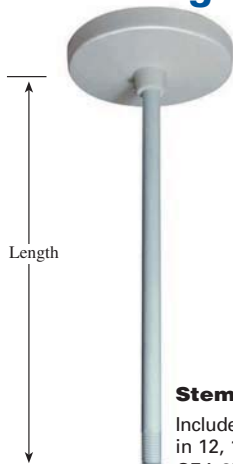


Dead Ends
Included with live end feeds, conduit feeds, linear couplers, straight feed connectors and L, T, & X feed connectors. May also be ordered separately.
GES 41 (-2,-3)




Track Reinforcement Plate
Used to strengthen mechanical connection between track sections when a linear coupler is utilized.
GEA 21

Mounting...



Stem Kits
Includes stem & canopy. Available in 12, 18, 24, 48 inch lengths.
GEA 37 / (length) (-2,-3).



End Feed Stem Suspension Point
Includes bracket & cover. (Stem not included) GEA 11 (-2,-3)



Universal Stem Suspension Point
GEA 10 (-2,-3)



Threaded Rod Mounting Clip
GEA 6



T-bar Mounting Clip
GEA 7

Field Switchable Track Adapters...



Adapter
Max. 20lbs / 600W.
GES 66 (-2,-3)

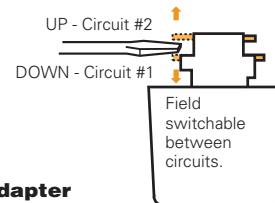
NOTE: All adapters supplied with 1/8 27 IPS thread nipple for fixture connection. Grounded nipple (GEA 66GW) available upon request.



Pre-wired Adapter
Same as GES66, but with pre-connected 6" leads for easier fixture connection.
GES 66WB (-2,-3)



Transformer Adapter
120V / 12V / 75W – Dimmable with integral LV transformer.
GEST 66 (-2,-3)



Product Ordering Codes: Color - White (-3), Black (-2), Natural Aluminum (-1); Circuit - GES (1 circuit), GET (2 circuit)



GLOBAL INC. *tek*

LIGHTING TRACK SYSTEMS

2 CIRCUIT / 2 NEUTRAL



The Power Behind the Fixture.

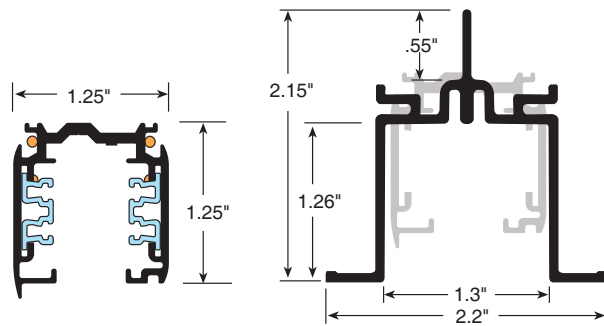
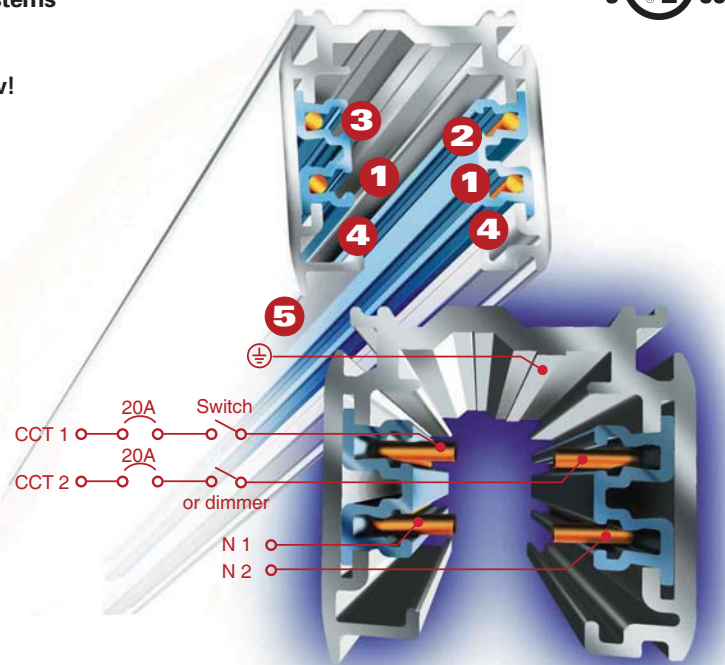
Lighting Track Systems

- High quality, UL listed 2-cct/2-neutral lighting track systems
- Low profile, easy & flexible installation
- Open architecture — ready for any of your fixtures now!

Superior performance for dimmed lighting, low life-cycle cost, and high power handling capability make Global trac tek lighting track an excellent choice.

Global trac tek 2-cct/2-neutral track is ideal for dimming intensive applications. The independent neutrals guarantee that the two circuits are completely isolated. Cross-circuit interference and neutral harmonics are completely eliminated, essential for trouble free dimming. The lack of harmonics ensures superior fixture performance and longer equipment life. Independent neutrals also offer twice the power handling capacity of ordinary common neutral track.

GLOBAL trac lighting track is engineered to be a durable, dependable, and simple-to-install lighting solution. The track's extruded aluminum construction and continuously crimped conductor ensure mechanical strength and electrical reliability. The integral suspension rail and predrilled mounting holes of the track simplify installations.



GLOBALtrac tek 2-circuit / 2-neutral track

Track Ordering Information

Lengths* - 4', 8', 12'

Color Codes - White (-3), Black (-2), Natural (-1)

Nominal Lgth	Actual Lgth	Two Circuit #
4-feet	4-feet	TEK 44-(color)
8-feet	8-feet	TEK 48-(color)
12-feet	12-feet	TEK 412-(color)

Example: 8-foot track section in black: TEK 48-2

Recessed Track Jacket Ordering Information

Lengths* - 4' 3.5", 8' 3.5", 12' 3.5"

Color Codes - White (-3), Black (-2)

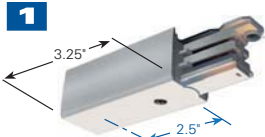
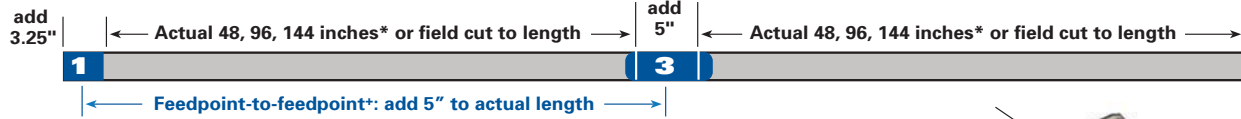
Nominal Lgth	Actual Lgth	Jacket #
4-feet	4' 3.5"	FTP 44-(color)
8-feet	8' 3.5"	FTP 48-(color)
12-feet	12' 3.5"	FTP 412-(color)

Example: 8-foot jacket section in black: FTP 48-2

- 1** Independent Neutrals - enable greater power capacity (2 x 20A); Dimming capability-dim on two independent circuits without harmonics or interference on the neutral conductor.
- 2** Oversized Conductors - for higher operating safety and reduced overload potential.
- 3** Secure Bus Bar Insulation - firmly crimped insulation secures both conductors and insulation for the life of product
- 4** Separate Mechanical Suspension Points - provides superior weight bearing capacity; ensures electrical contact integrity and reduces likelihood of arcing.
- 5** Polarity Ridge - takes the guesswork out of connector and track alignment during installation.




GLOBAL TEK TRACK 2 CIRCUIT/2 NEUTRAL



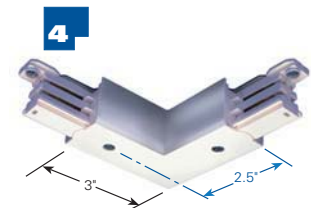
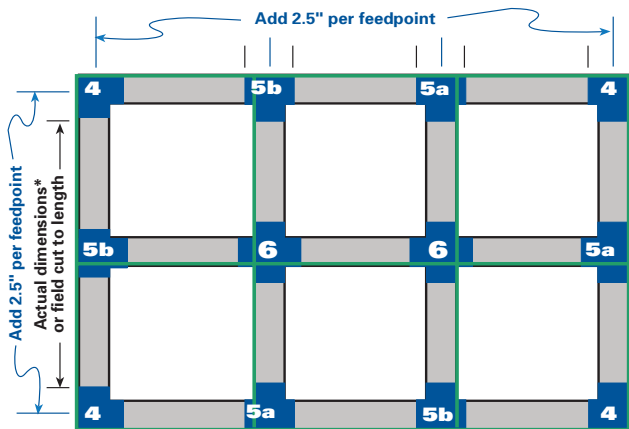
1
Live End Feed
TEK 11 (-2,-3)
Mirror image. TEK 12 (-2,13)



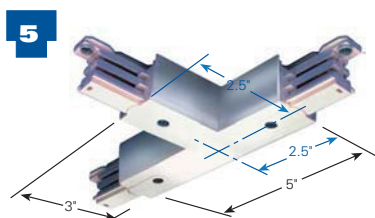
2
Linear Coupler
TEK 21 (-2,-3)



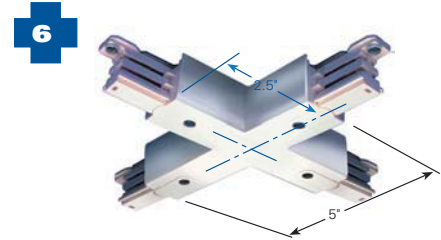
3
Live Middle Feed
TEK 14 (-2,-3)



4
Feedable L-Connector
4a - Adjustable polarity. TEK 34 (-2,-3)
5a - Adjustable right polarity. TEK 39 (-2,-3)
5b - Adjustable left polarity. TEK 40 (-2,-3)



5
Feedable T-Connector



6
Feedable X-Connector
TEK 38 (-2,-3)

TEK track is polarized and is manufactured with identifying ridge (green line on diagrams). Refer to these diagrams to ensure proper connector selection.

Product Ordering Codes: Color - White (-3), Black (-2)




Recessed End Cap
FTP 41, natural galvanized steel

Secure recessed mounting Track Jacket
for safe flush mounting applications.

Easy suspension mounting


Track Mounting Clips

for GWB and T-bar ceilings, and easy connection to cable and threaded rod.

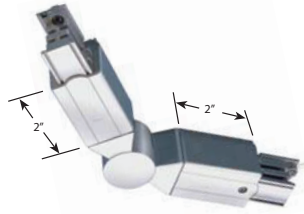


GLOBAL TEK TRACK 2 CIRCUIT/2 NEUTRAL 277V

Feeds & Track Accessories



Outlet Box Cover
GES15 (-2,-3)



Adjustable Connector
TEK 24 (-2,-3)



Track Length & Field
Cutting Tool
All-in-one hand tool bends
conductors to manufacturer
specifications and includes gauge
to verify correct length.
XTSV12



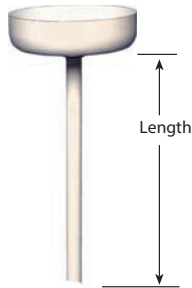
Dead Ends
Must be ordered
separately.
TEK 41 (-2,-3)

Mounting

Track Adapter



Adapter
Switchable between
circuits & on/off.
Includes rotation lock.
Max. 20lbs / 2770W.
HTEK 68 (-2,-3)




Stem Kits
Includes stem & canopy. Available
in 12, 18, 24, 48 inch lengths.
SPUS (length) (-2,-3)




Nipple, rotating
1/4 - HTEK 61/8-9
1/2 - HTEK 61/12-9



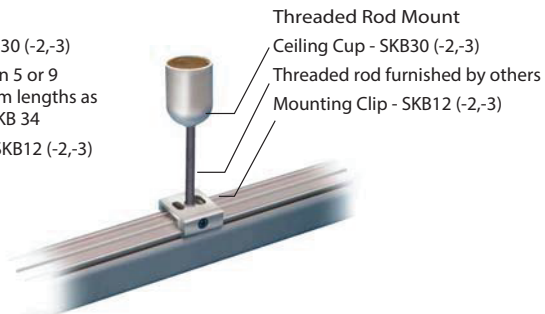
Universal Stem
Suspension Point
Also works with cable &
threaded rod suspension.
Includes bracket & cover. (Stem
not included) SP4P (-2,-3)



End Feed Stem
Suspension Point
Also works with cable &
threaded rod suspension.
Includes bracket & cover. (Stem
not included) SP4E (-2,-3)
Also available: specify SP4L,
SP4T, or SP4X FOR L,T, or X
configurations.



Cable Mount
Ceiling Cup - SKB30 (-2,-3)
Cable (available in 5 or 9
lengths, or custom lengths as
special order) - SKB 34
Mounting Clip - SKB12 (-2,-3)



Threaded Rod Mount
Ceiling Cup - SKB30 (-2,-3)
Threaded rod furnished by others
Mounting Clip - SKB12 (-2,-3)

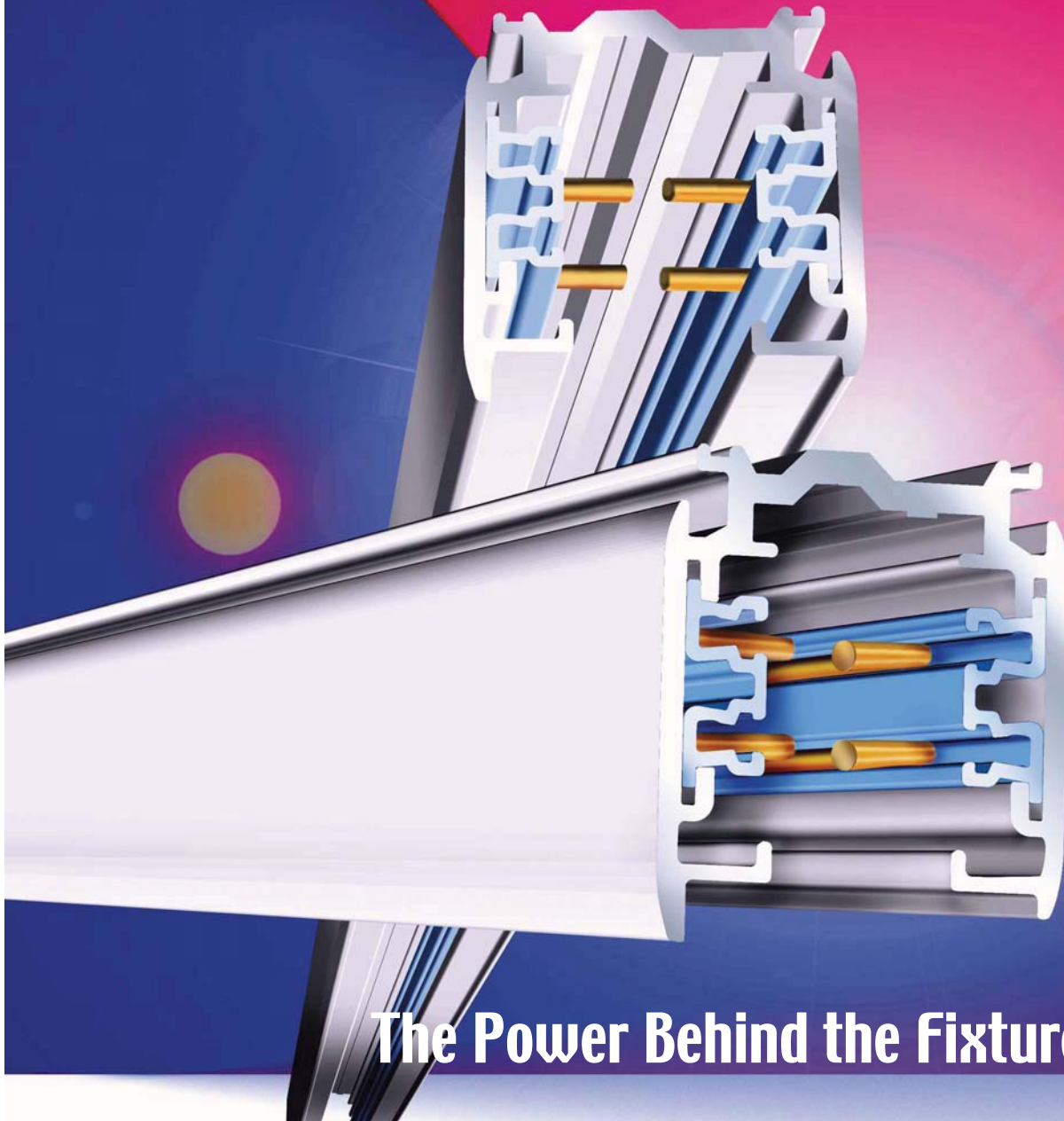


GLOBAL ^{INC.} Htek

L I G H T I N G T R A C K S Y S T E M S

2 C I R C U I T / 2 N E U T R A L

277Volt



The Power Behind the Fixture.



994 Jefferson Street . Fall River, MA 02721 508.678.2303 FAX 508.678.2260

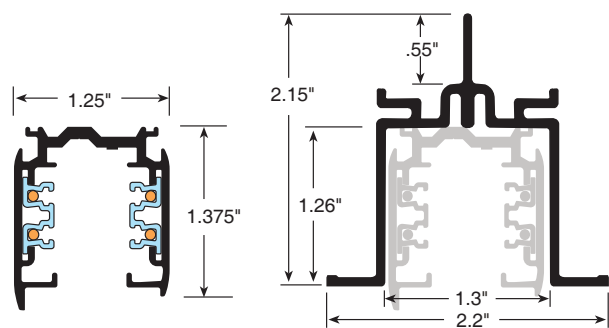
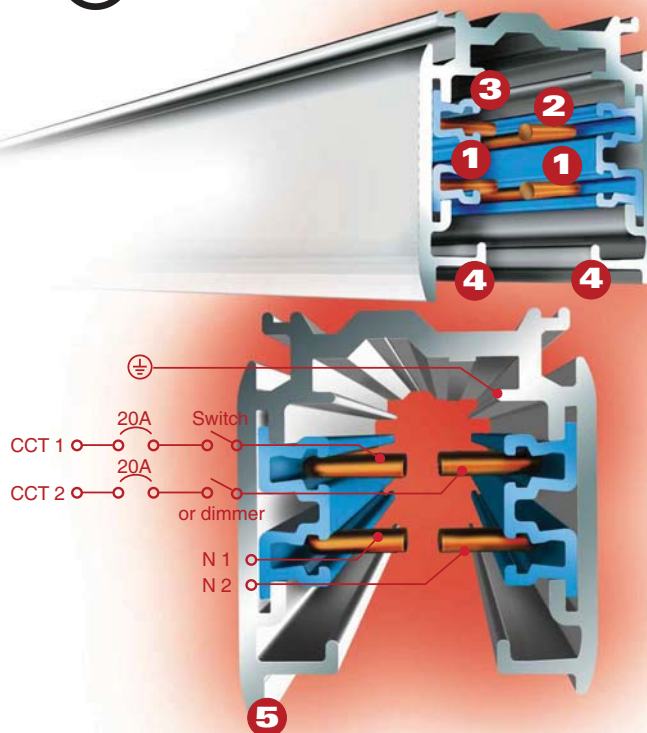
GLOBAL trac Htek

Lighting Track Systems

- Over twice the capacity of standard 120V track (5,540W/cct vs. 2,400W/cct)
- Allows longer track runs with more fixtures
- Reduced installation costs: fewer feed points, fewer home runs, no need for step down transformers
- Ideal for metal halide and fluorescent fixtures
- Open architecture — ready for your fixtures now!

Global trac HTEK 2-cct/2-neutral 277V lighting track is well suited for larger retail and institutional applications where a number of metal halide or fluorescent fixtures will be used. The HTEK system offers twice the capacity of ordinary 120V track allowing for substantially longer runs with more fixtures between feedpoints. This translates into enhanced aesthetics and reduced installation costs. Fewer feedpoints mean fewer costly home runs to the panel box. The isolated neutrals mean that cross-circuit interference and neutral harmonics are completely eliminated, ensuring superior fixture performance and life. Independent neutrals also offer twice the power handling capacity of ordinary common neutral track.

GLOBAL trac lighting track is engineered to be a durable, dependable, and simple-to-install lighting solution. Extruded aluminum construction and continuously crimped conductors ensure superior mechanical strength and electrical reliability. An integral suspension rail and predrilled mounting holes of the track simplify installations.



GLOBALtrac HTEK 2-circuit / 2-neutral track

Track Ordering Information

Lengths* - 4', 8', 12'

Color Codes - White (-3), Black (-2), Natural (-1)

Nominal Lgth	Actual Lgth	Two Circuit #
4-feet	4-feet	HTEK 44-(color)
8-feet	8-feet	HTEK 48-(color)
12-feet	12-feet	HTEK 412-(color)

Example: 8-foot track section in black: HTEK 48-2

Recessed Track Jacket Ordering Information

Lengths* - 4' 3.5", 8' 3.5", 12' 3.5"

Color Codes - White (-3), Black (-2)

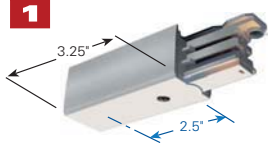
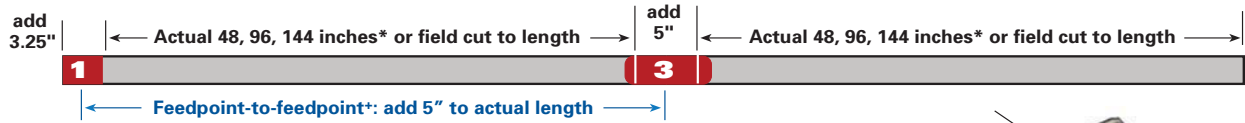
Nominal Lgth	Actual Lgth	Jacket #
4-feet	4' 3.5"	FTP 44-(color)
8-feet	8' 3.5"	FTP 48-(color)
12-feet	12' 3.5"	FTP 412-(color)

Example: 8-foot jacket section in black: FTP 48-2

- 1 Independent Neutrals - enable greater power capacity (2 x 20A); Dimming capability-dim on two independent circuits without harmonics or interference on the neutral conductor.
- 2 Oversized Conductors - for higher operating safety and reduced overload potential.
- 3 Secure Bus Bar Insulation - firmly crimped insulation secures both conductors and insulation for the life of product
- 4 Separate Mechanical Suspension Points - provides superior weight bearing capacity; ensures electrical contact integrity and reduces likelihood of arcing.
- 5 Polarity Ridge - takes the guesswork out of connector and track alignment during installation.




GLOBAL TEK TRACK 2 CIRCUIT/2 NEUTRAL 277V




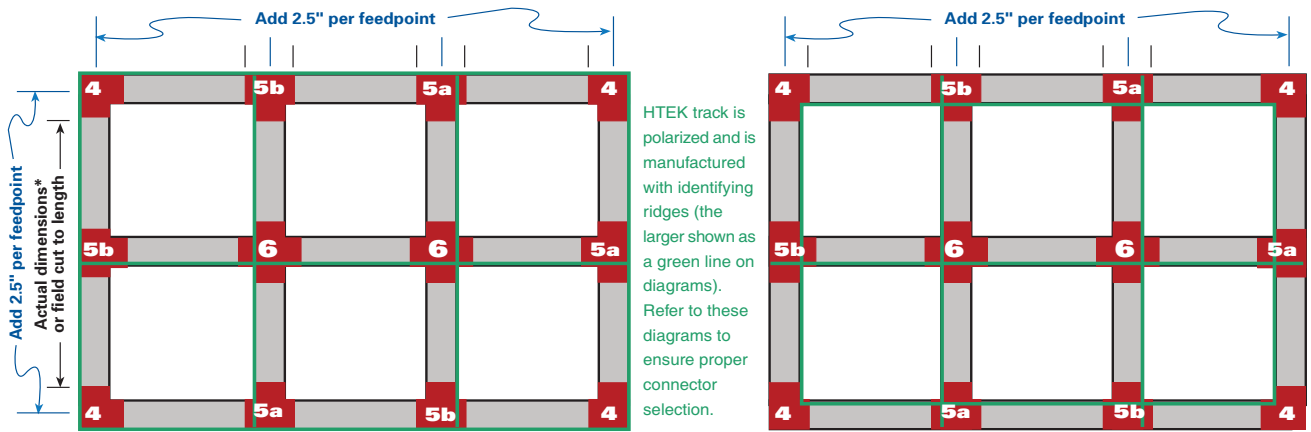
1
Live End Feed
TEK 11 (-2,-3)
Mirror image. TEK 12 (-2,-3)



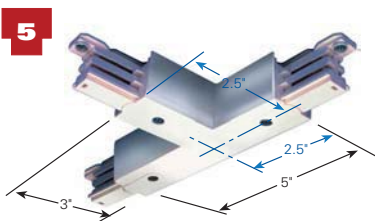
2
Linear Coupler
TEK 21 (-2,-3)



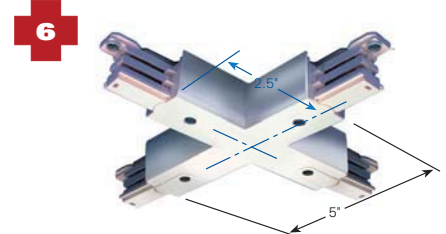
3
Live Middle Feed
TEK 14 (-2,-3)



4
Feedable L-Connector
4a - Adjustable polarity. TEK 34 (-2,-3)



5
Feedable T-Connector
5a - Adjustable right polarity. TEK 39 (-2,-3)
5b - Adjustable left polarity. TEK 40 (-2,-3)



6
Feedable X-Connector
TEK 38 (-2,-3)

Product Ordering Codes: Color - White (-3), Black (-2)



Recessed End Cap
FTP 41, natural
galvanized steel


**Secure
recessed
mounting
Track Jacket**

for safe flush mounting
applications.

Easy suspension mounting


Track Mounting Clips

for GWB and T-bar ceilings, and easy connection to cable
and threaded rod.




GLOBAL TEK TRACK 2 CIRCUIT/2 NEUTRAL 277V

Feeds & Track Accessories



Outlet Box Cover
GES15 (-2,-3)



Adjustable Connector
TEK 24 (-2,-3)



Track Length & Field
Cutting Tool
All-in-one hand tool bends
conductors to manufacturer
specifications and includes gauge
to verify correct length.
XTSV12



Dead Ends
Must be ordered
separately.
TEK 41 (-2,-3)

Mounting

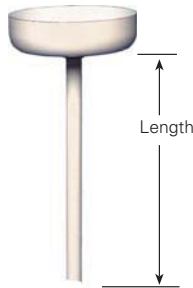
Track Adapter




Adapter
Switchable between
circuits & on/off.
Includes rotation lock.
Max. 20lbs / 2770W.
HTEK 68 (-2,-3)




Nipple, rotating
1/4 - HTEK 61/8-9
1/2 - HTEK 61/12-9




Stem Kits
Includes stem & canopy. Available
in 12, 18, 24, 48 inch lengths.
SPUS (length) (-2,-3)



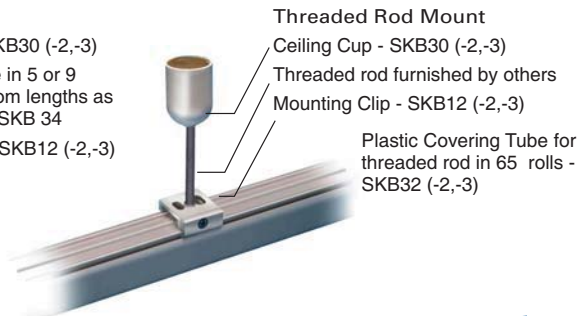
Universal Stem
Suspension Point
Also works with cable &
threaded rod suspension.
Includes bracket & cover. (Stem
not included) SP4P (-2,-3)



End Feed Stem
Suspension Point
Also works with cable &
threaded rod suspension.
Includes bracket & cover. (Stem
not included) SP4E (-2,-3)
Also available: specify SP4L,
SP4T, or SP4X FOR L, T, or X
configurations.



Cable Mount
Ceiling Cup - SKB30 (-2,-3)
Cable (available in 5 or 9
lengths, or custom lengths as
special order) - SKB 34
Mounting Clip - SKB12 (-2,-3)

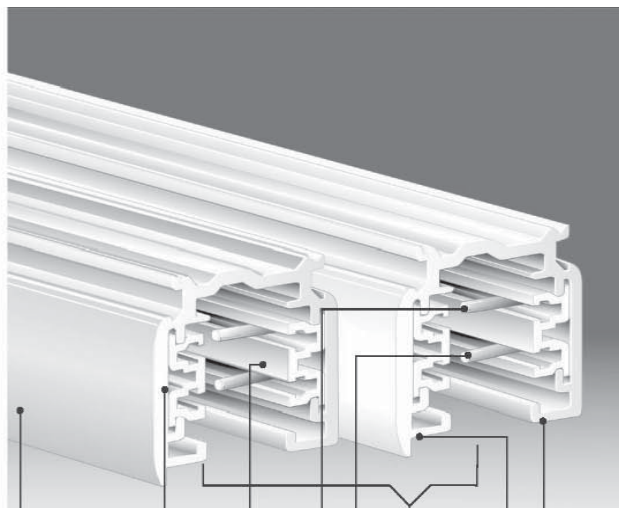


Threaded Rod Mount
Ceiling Cup - SKB30 (-2,-3)
Threaded rod furnished by others
Mounting Clip - SKB12 (-2,-3)
Plastic Covering Tube for
threaded rod in 65' rolls -
SKB32 (-2,-3)



GLOBAL pro

3 Circuit Lighting Track System



3-Circuit Control

- Energy savings—certain lights can be dimmed or shut-off while others illuminate products
- Enhanced merchandising—attention can be focused on select products

Quality Construction

- ISO 9001
- Rigid aluminum profile
- High quality powder coat finish
- Custom colors available
- Curved track available

Simplified installation

- Surface mounting with easy to use mounting clips or direct mounting to ceiling through pre-drilled screw holes
- Feedable L, T and X-connectors simplify installation, particularly with

Oversized Conductors

- Higher operating safety
- Reduced overload potential

Secure Bus Bar Insulation

- Insulation is firmly crimped in place to prevent movement of the conductors or the insulation for the life of product

Separate Mechanical Suspension Points

- Superior weight bearing capacity
- Integrity of electrical contacts is maintained, preventing arcing and extending the life of fixtures and lamps

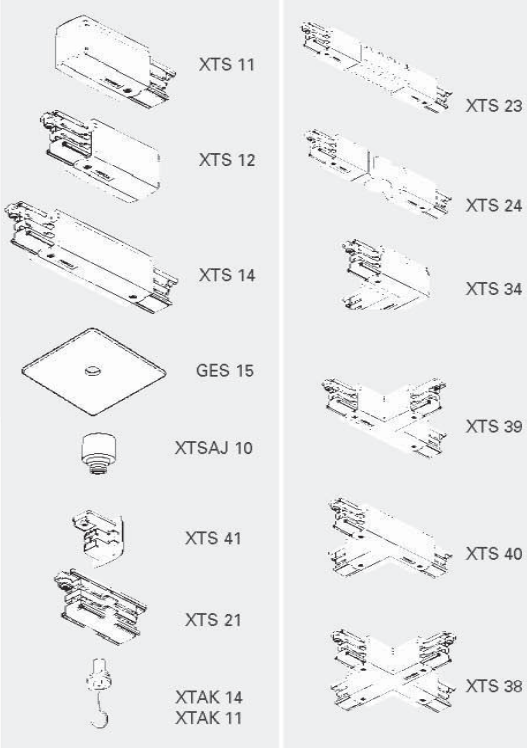
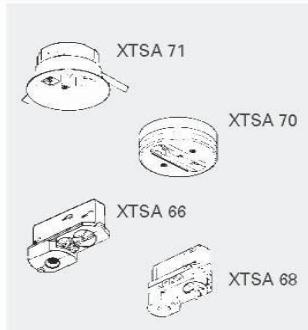
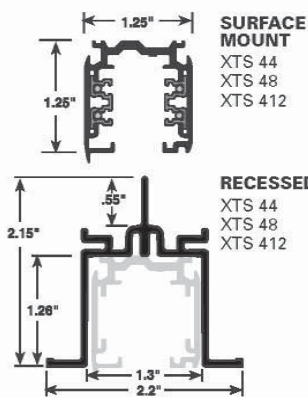
Open Architecture™

- Widely available throughout the world, the GLOBAL Trac system accommodates an extensive variety of fixtures without risk of obsolescence

GLOBAL-TRAC™ pro by NORDIC-ALUMINIUM provides a specification grade track platform for mounting high quality fixtures. The heavy duty extruded aluminum profile is ideal for demanding applications where numerous and/or heavy fixtures are needed. In addition to U.L., Nordic lighting track is approved in numerous countries around the world, a valuable feature for both domestic and international projects. Produced in an ISO 9001 registered factory, the product has a long-standing reputation for arriving at the job site on-time and defect-free.

When the ultimate level of control is required, GLOBAL pro™ 3-cct track provides the solution. Three circuits offer endless merchandising and ambiance creation opportunities. Certain fixtures can be dimmed or shut-off while others can be set to intensely illuminate objects. Attention can be drawn to certain products or exhibits, a desired effect can be created through multiple-circuit dimming, or all fixtures can be powered for maximum illumination. Maximum control and reduced energy costs make GLOBAL pro™ an excellent choice.

Track and Accessories / System Configuration



TRACK

FTP 44	4' 3/5" recess sleeve*
FTP 48	8' 3/5" recess sleeve*
FTP 412	12' 3/5" recess sleeve*
* sleeve extended 3/5" to enclose end feed	
XTS 44	4 ft. track section, surface mount
XTS 48	8 ft. track section, surface mount
XTS 412	12 ft. track section, surface mount

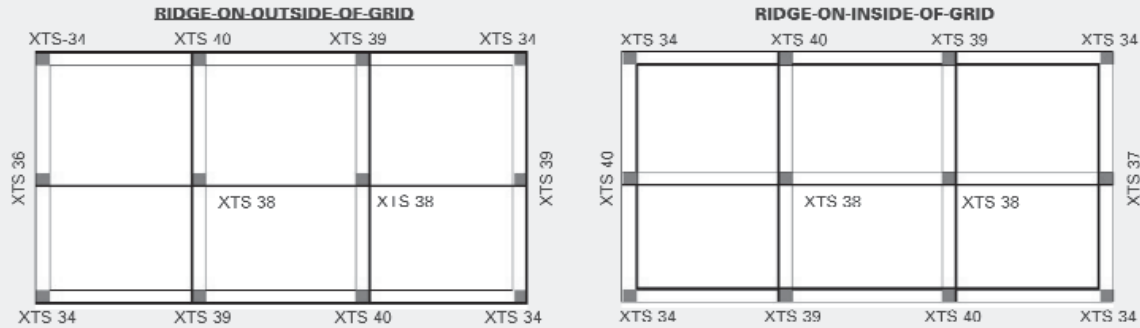
ACCESSORIES

FTP 41	Recess hardware
XTS 11	End Feed
XTS 12	End Feed, mirror image
XTS 14	Center Feed
XTS 21	Straight connector
XTSAJ 10	Vertical conduit feed adapter
GES 15	J-box cover for feeds
XTS 23	Flexible connector
XTS 24	Adjustable L-connector
XTS 34	L-connector, outside corner (feedable)
XTS 38	X-connector (feedable)
XTS 39	T-connector, inside (feedable)
XTS 40	T-connector, outside (feedable)
XTS 41	End Cap
XTAK 14	Hook base
XTAK 11	Hook
XTSA 70	Monopoint, surface mount
XTSA 71	Recessed housing for monopoint
XTSA 66	Low profile 3-cct switchable adapter
XTSA 68	MULTI-adapter™ 3-cct switchable adapter

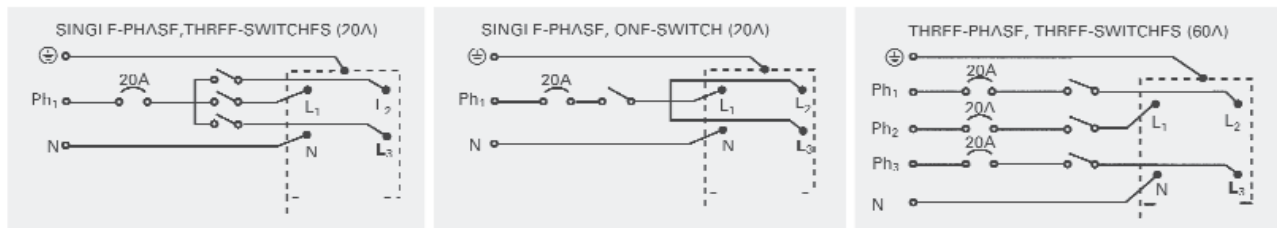
Color codes for ordering: Track: White —3 Black —2 Aluminum —1 Accessories: White —3 Black —2 Examples: Black 4 ft. track: XTS 44-2 White end feed: XTS 11-3

Polarity Diagrams

The track is polarized, and therefore direction sensitive, so care must be taken when selecting the connecting pieces. The track has a raised ridge on one side to ensure proper polarity connection. The following diagrams illustrate the selection of L and T connectors.



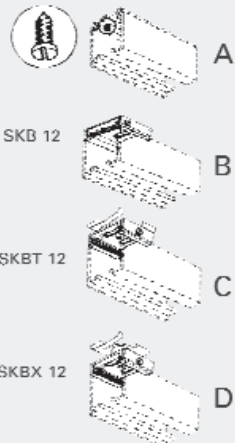
Electrical



Mounting Techniques and Hardware

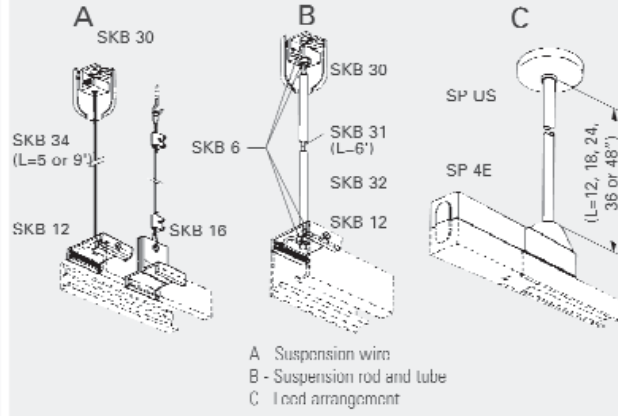
The illustrations below are typical examples only. Other mounting hardware is also available.

SURFACE MOUNTING



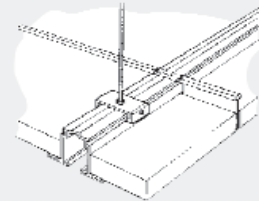
- A - Screw mount (track is pre-drilled)
- B - Ceiling clamp
- C - T-Bar ceiling clamp
- D - Recessed T-Bar ceiling clamp

SUSPENSION



- A - Suspension wire
- B - Suspension rod and tube
- C - Load arrangement

RECESSED-MOUNTING



Track Length and Field Cutting

The track is available in exact 4 ft., 8 ft. and 12 ft. lengths. It can also be field-cut to desired length. After cutting, the conductors must be bent using the XTSV 12 bending tool shown at left. Consult the installation instructions for directions.

